


# VAMVIEW

September 2007 Issue #9



## 1878-S VAM 18 "Spaghetti Wings":

It's not the rarest coin on this date's  
Top 30 list, but talk about popular!

- **A price milestone for "King of VAMs"**
- **Attributing 1878 7TF R79 VAMs** (part 4)
- **Attributing genuine 1889-CCs**
- **1888-O Scarface die break progression**
- **1,142 recent VAM sales results**
- **A monster 1878 7TF VAM 123 surfaces**

## IN THIS ISSUE:

- 4 – “KING OF VAMs” BRINGS \$20,000+**  
PCGS MS62 coin sells in Heritage summer ANA auction in Milwaukee – reportedly to a non-VAM collector.
- 6 – ATTRIBUTING 1878 7TF R79 VAMs**  
Series’ 4th and final part looks at C3a and C3d reverses.
- 14 – AUTHENTICATING 1889-CC MORGANS**  
5 obverse dies and 5 reverse dies were used to create 6 die pairs. Here are 51 photos of what to look for.
- 27 – 1888-O SCARFACE DIE CRACK PROGRESSION**  
A photographic retracing of the 10-step evolution of this dramatic and popular VAM.
- 38 – 1,142 RECENT VAM SALES RESULTS**  
Common coin prices cool, but keys are still strong.
- 62 – A MONSTER 1878 7TF VAM 123 SURFACES**  
Finder shares his “cherrypick of a lifetime” story.
- 66 – CHERRYPICKER’S CHALLENGE**  
Start looking for an 1891-S VAM 8A “Gouged Eagle”.

VAMVIEW is published quarterly (at least that’s the plan) by three guys who ought to know better but are doing it anyway. Our goal is to increase knowledge and appreciation for VAMs and VAM collecting.

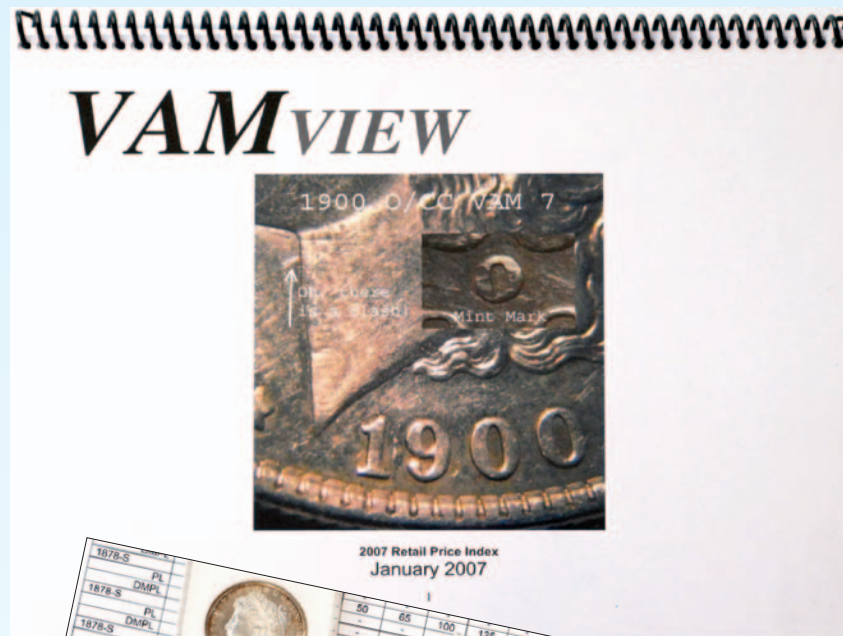
### Staff:

Tim Cannard  
Dennis Halladay  
Logan McKechnie  
copyright 2007 VAMview

### Contributing Editors:

Ash Harrison, Rob Joyce, Eric Justice, Mark Kimpton, Jack Lee, Jeff Oxman, Phil Perdue, John Roberts, Leroy Van Allen, Mark Witkower  
...and many others we haven’t asked yet, but we know you’re out there!  
send all correspondence to:  
**vamview@aol.com**

## a VAM price guide at last!



Date	VAM	Name	VF	XF	AU	60	61	62	63	64
1878-S	PL 65	Strongly Delet. Obv.	30	39	41	60	61	62	63	64
1878-S	DMP 68	Rev. of 79								
1878-S	PL 72	Long N	39	39	44	86	92	100	110	180
1878-S	DMP 73	TOP 100 Die Goug	1200	2500						
1878-S	PL 79	TOP 30 Spiked Eye	39	44	86					
1878-S	DMP 80	TOP 30 Sided Obverse	30	50	100					
1878-S	PL 80	TOP 30 Heavy Wing Goug			71					
1878-S	PL 81	TOP 30 Furry Feathers			71					

- Compiled by VAMview editors and leading VAM collectors.
- Estimated retail values for 633 popular VAMs in 10 grades.
- Includes all 1878-P, Top 100, Hot 50, and PCGS Registry Set VAMs.
- 56 pages, printed on extra-heavy paper and spiral-bound.

Copies are FREE to SSDC members (pay shipping only). Cost to all others is \$39 + \$5 shipping. Send orders to:  
**Ash Harrison, SSDC**  
P.O. Box 42112  
Greensboro, NC 27425



# "KING OF VAMS" BREAKS A PRINCELY PRICE BARRIER



photo by Heritage Auction Galleries

If you already own one, the price for lot #1736 in the Heritage ANA Signature Sale in Milwaukee, Wisconsin, August 12 was probably an exciting milestone in VAM history.

But if you still need an 1878 VAM 44 for your collection, then the \$20,700 price paid by a floor bidder for an MS62 "King of VAMs" was probably frustrating, because it may have a "pulling up" effect on the value of VAM 44s in lower grades.

Not that they really need much help.

In checking the *VAMview Index of Prices Realized* we were surprised to find prices for 14 previous transactions for the ultra-key coin. In our experience, collectors who have them are usually very reluctant to part with them – which is why we were not surprised to see that over half of the sales were between private parties.

The VAM network is a strong one, so it rarely takes long for a VAM 44 to find a new home when word gets out that

## Certified populations of 1878-P VAM 44:

	ANACS	NGC	PCGS
VF-less	11		1
XF40	7	1	2
XF45	6	2	2
AU50	7	4	2
AU53	2	1	1
AU55	8	1	1
55PL	1		
AU58		1	3
58PL	2		
MS60	2		
60PL		1	
60DM			
MS61	4		1
61PL	1	1	1
61DM			
MS62		1	2
62PL	3		
62DM	2		
MS63	1		
63PL	1		
63DM	1		
<b>total:</b>	<b>59</b>	<b>13</b>	<b>16</b>

## VAMview transaction price history for 1878 VAM 44:

MS62	PCGS	Aug-07	H	\$20,700
MS62	PCGS	May-06	PP	\$12,000
MS61PL	PCI	Jul-06	E	\$5,000
MS61	PCGS	Nov-05	E	\$10,200
MS60PL	NGC	Dec-06	E	\$6,995
AU58PL	ANACS	Jan-06	PP	\$5,250
AU58	PCGS	Apr-07	PP	\$8,300
AU58	PCGS	Jan-07	PP	\$8,100
AU55	ANACS	Jun-06	MF	\$6,325
AU55	ANACS	Jun-07	MF	\$4,715
AU55	raw	Apr-06	PP	\$4,500
AU53	ANACS	Nov-05	PP	\$6,500
AU50	PCGS	Dec-06	PP	\$4,500
XF40	PCGS	May-07	PP	\$2,800
VG10	ANACS	Jul-06	E	\$1,371

one is available.

We think that a VAM breaking the \$20,000 barrier again is more than just symbolic. We see it as another healthy signal of VAM collecting legitimacy to the mainstream market, and a sign that liquidity exists for even very expensive coins.

Reports that the buyer of the Heritage auction VAM 44 is not a variety collector is also an exciting sign that VAM awareness is spreading.

Probably few of us are surprised by the growing popularity of Hot Lips and Tailbars and Scarfaces. Their catchy names alone are enough to attract attention from non-VAM dollar collectors.

But VAM 44 is entirely different. Its name is just a number; it inspires no visual imagery. And yet, if you were asked to pick a specialized VAM that has the rarity and reputation and demand to appeal to non-VAM collectors, which one you would choose?

Yep, us too. •



# ATTRIBUTING 1878 7TF R79s

Part 4 of this series looks at C3a and C3d reverses

By Mark Witkower

We've finally reached the final chapter in the Reverse of 1879 saga. In this article I'll focus on authentication criteria for sub-classifications C3a and C3d.

These two subgroups are, in my opinion, the most challenging of all subgroups to authenticate. Neither has an easily identified characteristic that allows you to quickly link it to a specific subgroup classification. Instead, the easiest means is through a process of elimination. The following steps should be used to systematically eliminate the other groupings:

## Key point(s) for determining the C3a reverse:

1. Confirm the coin has a C3 reverse. All C3 coins have a bold, squared-off engraved wing feather that completely touches the adjacent wing feathers (figure 1).
2. Eliminate C3b coins by examining the "U" in UNITED for doubling. Remember, all C3b reverses display significant doubling in the "U" in "UNITED". Therefore, looking from the center of the coin toward the rim

you should not see any doubling on the bottom and left inside portion of the letter "U" (figure 2).

3. Eliminate C3c coins by examining the second "A" in AMERICA for doubling. Check to see if there is doubling on the upper portion of the rightmost serif (nearest the star) of the second "A" (figure 3). If doubling is present eliminate the coin, as almost all C3c reverses will display strong doubling in this area (VAM 226 being the exception, as it has weak doubling in this area).

4. If you have reached this point there is a strong probability you have a C3a coin. As a further test, look at the lower outer wreath leaves for intermittent doubling. C3a reverses are classified as a "normal" reverse and should not have significant doubling on wreath leaves. One needs to be careful when using this diagnostic, however, as mechanical doubling can result in an erroneous attribution.

## C3a Attribution

Now that we've discussed how to identify a C3a reverse we are ready to start authenticating all coins within this sub-classification. There are 15

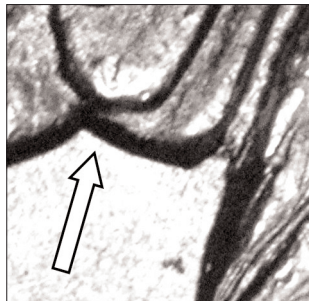


Figure 1




Figure 2




Figure 3



Figure 4

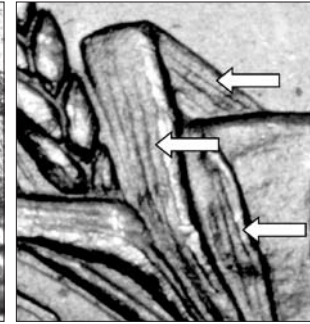


Figure 5



Figure 6

coins associated with the C3a reverse: 227 (two coins), 228 (four coins), 228a, 228b, 229.1, 230.1, 230.2, 230.3, and three new discoveries.

Instead of reviewing the C3a varieties sequentially I'm going to discuss them out of numeric VAM order. This approach (grouping them by specific die characteristics) will simplify the authentication process. By analyzing each coin in the following sequence you can determine all of the known varieties.

## Obverse - full 4th right star

Check to see if there is a full 4th right star on the obverse (there are only five C3a reverse coins that have a full 4th right star).

1. Verify the coin does not have a Type III obverse (greater detail in cotton boll, visible wheat leaf lines, and thinner lettering in LIBERTY (figures 4, 5, 6).

a. Next, on the coin's reverse examine the letter "O" in OF for a diagonal polishing line running through it (figure 7). Also on the obverse, examine the small wheat leaf directly below the letter "I" in LIBERTY for a die gouge (figure 8). If these markers




Figure 7

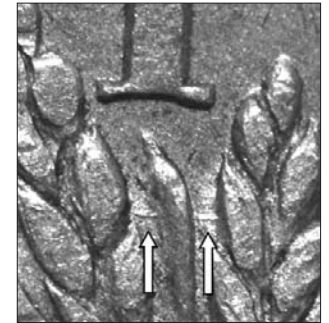


Figure 8

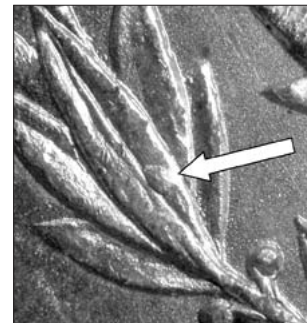


Figure 9



Figure 10

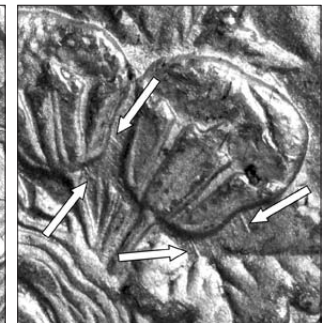


Figure 11



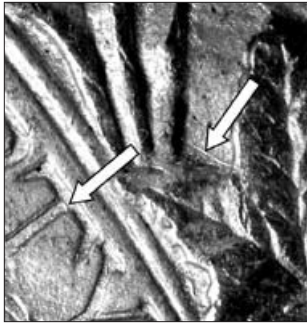


Figure 12



Figure 13



Figure 14



Figure 15

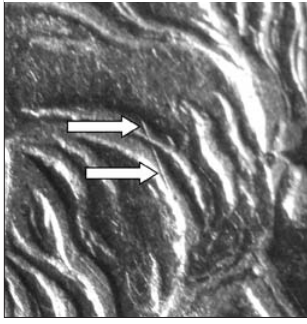


Figure 16



Figure 17

are present you have found a VAM 227 die pair 1.

b. If the polishing line in the "O" in OF is not present, examine the 3rd left cluster of wreath leaves for a die chip (figure 9). Also, check for polishing lines around the base of LIBERTY adjacent to both cotton bolls, and a small polishing line that transects the letter "T" in LIBERTY (figures 10, 11 and 12). If these markers are observed, you have found an unlisted pairing of VAM 227 die pair 2.

2. If the coin has a Type III obverse then it is one of three VAMs – 230.1, 230.2 or 230.3.

a. Check for several diagonal polishing lines between the eagle's left leg and wing (figure 13). If they are present it is a VAM 230.1. For further validation, check Liberty's hair for several polishing lines (figure 14).

b. Next, look directly above Liberty's eyelid for two small die chips (figure 15). Also look at Liberty's hair for a polishing line (figure 16). If these markers are present it is a VAM 230.2.

c. Finally, examine the right side of the wreath bow for three pronounced polishing lines (figure 17) and Liberty's nostril for several small polishing lines (figure 18). If these key indicators are found you have identified a VAM 230.3.

### Obverse – broken 4th right star

The next three coins (VAMs 228A, 228B and 229.1) are all easily identifiable based on their prominent die characteristics. It should be noted that all three have broken 4th right obverse stars.

1. First, check above the "L" in LIBERTY for a large die gouge running into the headpiece (figure 19). This gouge is identical to the VAM 222B.

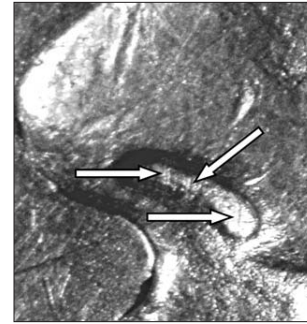


Figure 18

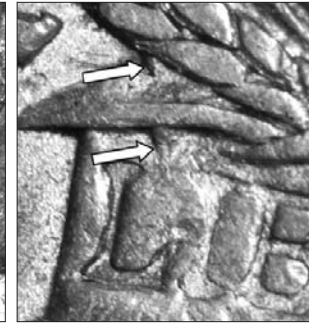


Figure 19

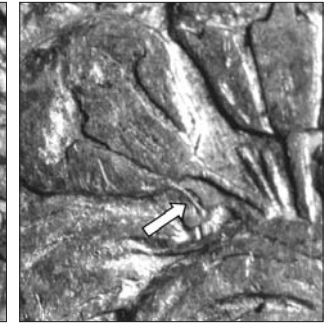


Figure 20

Additionally, check the bottom of the leftmost cotton boll for a curved die gouge (see figure 20).

a. If you observe both die gouges paired with a C3a reverse you have identified a VAM 228A.

2. On the reverse of the coin, look for a diagonal polishing line that traverses the letter "O" in OF (figure 21). This reverse die is shared with VAM 227. The key difference is the obverse fourth right star is broken (figure 22).

a. If you have confirmed the die polishing line through the "O" in OF and the 4th right obverse star is broken, you have identified a VAM 228B.

b. If you are still not certain, a key diagnostic that can be used is validating the existence of several die polishing lines at the base of the letter "T" in LIBERTY (figure 23).

3. Next, carefully inspect Liberty's cap and adjacent wheat leaf for doubling (figure 24). Please note that this doubling is much more prominent than on the VAM 227 obverse.

a. If you observe the strong doubling then you have found a VAM 229.1.

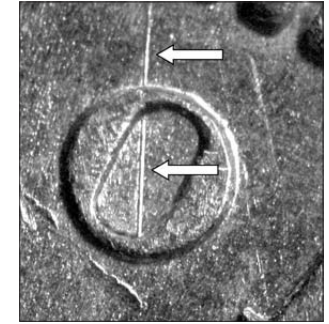


Figure 21

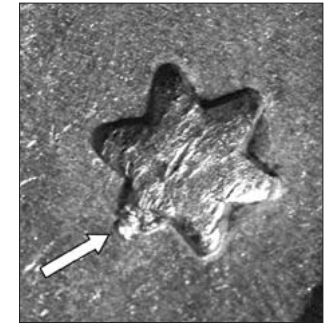


Figure 22

The next group of coins we will examine are all linked to VAM 228. Please note that all of them also have a broken 4th right obverse star. Also, as you will soon see several of these obverse and reverse dies have been paired with more than one die!

4. On the reverse, examine the wreath bow for bold polishing lines running across it (figure 25).

a. If polishing lines are present, examine the obverse for a pair of intersecting polishing lines that form an "X" on Liberty's cap (figure 26).

1. If "X" shaped polishing lines are not present,

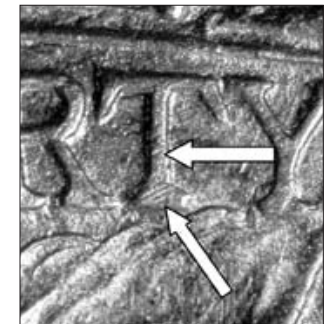


Figure 23






Figure 24



Figure 25

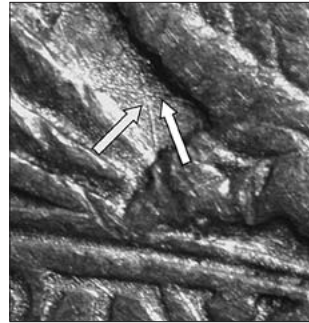


Figure 26



Figure 27



Figure 28




Figure 29

you have identified the original VAM 228 die pair 1. If the "X" shaped lines are present you have found a recently discovered VAM 228 die pair 2.

5. If no bold polishing lines are present in the wreath bow, check the obverse for intersecting polishing lines that form an "X" on Liberty's cap.

a. If you see the "X" shaped polishing lines in Liberty's cap (without any bow polishing lines) you have identified VAM 228 die pair 3.

6. Examine the obverse of the coin for a die chip slightly above the letter "E" in LIBERTY. It should be noted that this coin was also classified as VAM 225 until the beginning of 2007.

a. Check for a die chip (dot) directly above the letter "E" in LIBERTY (figure 27).

1. If the die chip is present you are holding a newly assigned VAM 228 die pair 4.

2. Sometimes because of hits or general wear it is difficult to spot the chip above the letter "E". In these cases check in front of Liberty's eye for a small die chip (figure 28). Also, this coin can typically be found with rust pits marks in the nostril and around Liberty's head and cap.

### C3A - New Discoveries Polishing lines in "LIB" of LIBERTY

1. This coin is relatively easy to identify as it has several readily observable diagnostics on both the obverse and reverse.

a. First, on the coin's obverse examine the base of the letters "LIB" in LIBERTY for strong polishing lines (figure 29). Additionally, several polishing lines that run between both cotton bolls and the adjacent cotton leaves can be used to further validate this

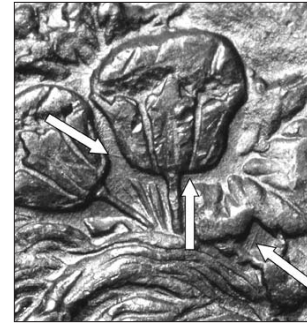


Figure 30



Figure 31

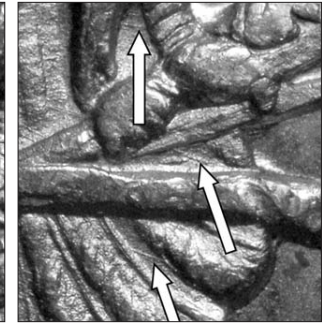


Figure 32

obverse (figure 30).

b. An excellent reverse diagnostic can be found by looking for two diagonal polishing lines that run between the olive branch and the top arrow feather (figure 31). Also, several other polishing lines can be found between the eagle's tail feathers (figure 32).

### Die chip in "T" of LIBERTY

2. This is another coin that is generally easy to identify as it has a very noticeable die chip within the upper portion of the letter "T" of LIBERTY.

a. On the obverse, examine the top of the letter "T" in LIBERTY for a sizeable die chip. Also, a polishing line can be seen running from the center of the letter through the top right serif (figure 33). If you are still not certain, a small polishing line can be seen at the junction of the two diagonal arms of the letter "Y" (figure 34).

b. The reverse diagnostic for this coin is a bit more challenging. A thin polishing line can be seen to run parallel to the olive branch near the eagle's left foot (figure 35).

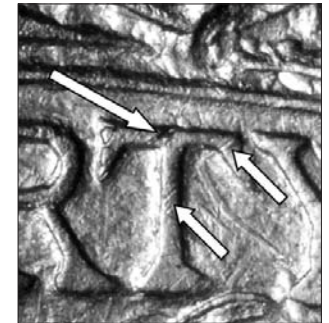


Figure 33



Figure 34




Figure 35

### 228B obverse paired with new reverse

3. As a reminder, the 228B is commonly identified by its key reverse diagnostic: A polishing line that transects the letter "O" in OF on the reverse in conjunction with a broken 4th right star on the obverse. Recently, the 228B obverse has been found paired with a different C3a reverse. Due to the lack of familiarity with this obverse I have included several additional obverse photos to help authenticate it.

a. On the obverse, check for several die polishing lines at the base of the letter "T" in LIBERTY (figures



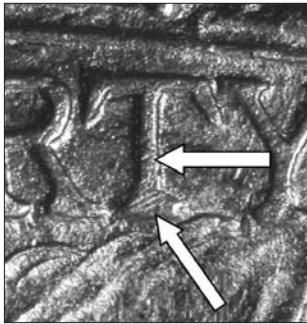


Figure 36

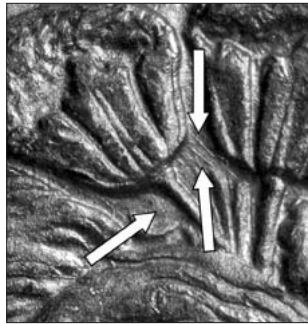


Figure 37

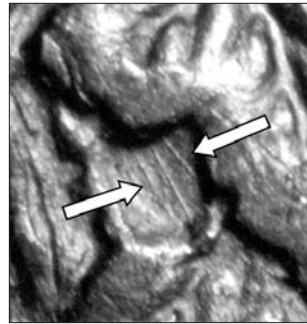


Figure 38

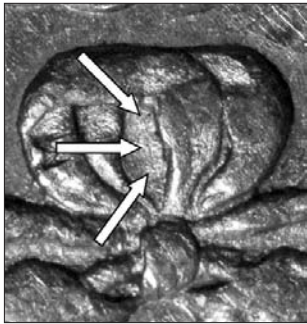


Figure 39



Figure 40



Figure 41

36). Also, several die polishing lines/markers around the cotton bolls and cotton leaves can be used for authentication (figures 37 and 38).

b. Look at the inside right part of the wreath bow for several polishing lines and die chips (figure 39).

### C3d Attribution

OK, so what if you have gone through the effort to read the three previous articles and you still have an unauthenticated coin in your hand? Before you declare a new discovery there is still one last attribution you need to check. The C3d is the most recently attributed of the C3 reverses. Its key diagnostics consist of two specific pickup points:

1. On the obverse examine Liberty's forehead for the presence of a large die chip (figure 40). It is readily identifiable even without a loop.

2. On the reverse, carefully examine the letters "ME" in AMERICA for strong doubling on the inside of each letter's base (figure 41). It is very easy to misattribute this reverse, as machine doubling can often closely mimic actual doubling. Personally, I have found several VAM 228 die pair 4 (die chip above the "E" in LIBERTY) that closely mimicked the VAM 229 reverse due to strong machine doubling.

### Summary:

There you have it - all of the 1878 R79 Morgan dollars currently known. This is not to say there are not other variations to discover. In fact, I would be utterly shocked if there are not many more discoveries made regarding the C3 reverse classification. Have fun looking and please let me know if you find any new varieties. Happy VAMing! •

# VAM Bookshelf

## Valuable resources to increase your knowledge about VAMs

**"Top 100 Morgan Dollar Varieties, The VAM Keys"**  
RCI, P.O. Box C, Ironia, NJ 07845

**"Morgan & Peace Dollars"** (the big VAM book)  
Worldwide Ventures Inc., 3107 Edgewater Dr., Orlando, FL 32804

**Updates of "Morgan & Peace Dollars"**  
(the big VAM book; updates through March 2005)  
Order from the web site at: [www.RJRC.com/books.htm](http://www.RJRC.com/books.htm) or by mail from: Leroy Van Allen, P.O. Box 196, Sidney, OH 45365

**"1878-P 7TF Morgan Dollar Attribution Guide"**  
\$21 (includes shipping within the U.S.)  
Order from: Leroy Van Allen, P.O. Box 196, Sidney, OH 45365

**"A Guide to 1879-S R78 Morgan Silver Dollars"**  
David T. Wang, P.O. Box 329, Gaithersburg, MD 20884

**"Fun With 1921 - Denver Morgan Dollars With Die Breaks, Die Gouges and Filled Dies"**  
\$29.95 + \$3.95 Priority Mail shipping within the U.S.  
Order on-line at: [http://www.rjrc.com/fun\\_with\\_1921.htm](http://www.rjrc.com/fun_with_1921.htm) or by mail from: Rob Joyce, P.O. Box 55, Odenton, MD 21113

**"Elite Clashed Morgan Dollars"**  
\$24.95 + \$3.95 shipping  
Order by e-mail at: [mark\\_kimpton@hotmail.com](mailto:mark_kimpton@hotmail.com) or by mail from the author: Mark Kimpton, P.O. Box 66, Lithopolis, OH 43136

# 1889-CC GENUINE DIES

Five obverse dies and five reverse dies were combined to form six different die pairs.

By **John Roberts**  
(revised July 8, 2007)

It has been my privilege to authenticate a number of examples of this key date Morgan dollar. Unlike the 1893-S and 1894 Philadelphia issues, there has been little information available to positively identify genuine dies for this important date.

To this end, notes and photographs appearing on the following pages were taken from every suitable example encountered. After a number of months it appears the dies that were actually used, or those with their issue still extant, are largely accounted for. Two particular stages have proven to be particularly elusive, but the dies that produced them are identified with a fair degree of certainty.

The best source of information on 1889-CCs has been the *Comprehensive Catalog and Encyclopedia of Morgan & Peace Dollars* by Leroy Van Allen and A. George Mallis, along with the annual updates of this work by Leroy Van Allen. However, the VAM book is about varieties, not die diagnostics of otherwise fairly unremarkable pieces from the viewpoint of a variety specialist. Each die pair has been cross-referenced to its VAM number when possible.

It is practically a law of nature that any written work becomes outdated

*The author is Director of Attribution Services at ANACS. He would welcome hearing from anyone who can add to the study of Morgan dollars. Contact him by e-mail at: john.roberts@anacs.com*

almost as soon as it is published. I welcome the discovery of other legitimate dies and the unveiling of stages not illustrated here. Without a beginning there is no growth of knowledge. It is my hope that the information presented here will assure those that own genuine pieces and further suppress the forgeries that damage our market.

I have used shorthand for date positions that has not appeared elsewhere, although these measurements are similar to those used in the Van Allen-Mallis work. It was necessary to fix more accurate locations for this type of work.

The left and right edges of the base of the 1 were measured relative to the point of the neck and the number of denticles in between. These distances are prefaced in shorthand by LEB1 and REB1. The letter and number following is a denticle count, C3 is for the center of the 3rd, LH4 would be over the left half of the 4th, RE2 is the right edge of the 2nd, and B45 would be located between the 4th and 5th denticles.

After seeing the measurements a few times they should become as familiar as Overton's star positions are to Capped Bust Half collectors. When the mintmark is discussed the first C is denoted as C1 and the second as C2.

In his work *Silver Dollars and Trade Dollars of the United States A Complete Encyclopedia*, Q. David Bowers notes that 10 obverse and 7 reverse dies were shipped to Carson



photo by Heritage Auction Galleries

City to produce dollars in 1889. Mint records indicated that 350,000 pieces were produced. Bowers estimated a surviving population of between 8,500 and 15,000 pieces in all grades. Although several thousand mint state pieces were placed into numismatic channels in the early 1960s, only a single example was in the GSA holdings. It is far and away the rarest Carson City date and a key to the series.

I have positively identified five obverse and five reverse dies forming

six marriages. Here is a "quick finder" index to aid in attribution:

## **LEB1 C3**

die pair 1:  
C2 appears low;  
die pair 4 C2  
appears high

## **LEB1 B34**

die pair 2:  
C2 high; die pair  
5 C2 low; die  
pair 6 CCs level

## **LEB1 LH3**

die pair 3:  
CCs level and  
almost always  
cracked thru S  
of PLURIBUS

It has been of great assistance to view the permanent archives of two major auction houses. I would like to thank Heritage and Stacks/ANR for making their

past and present catalogs available online for no charge. It has proven to be an invaluable research tool.

I have noted two examples of each listing by their lot number. Please visit their websites to view large images of higher grade examples of each die pairing.

If any genuine examples are encountered that do not match these descriptions, I would appreciate the opportunity to examine them to photograph and to edit my descriptions.

*(continued on next page)*



# 1889-CC Genuine Die Pair 1

(obverse 1 paired with reverse A)  
 matches VAM 2 description – RPD on 1 with CC set right

## Obverse 1



**LEB1 C3 REB1 B45**

Develops thin crack from center of right edge of first 8 thru upper half of the lower loop of second 8 continuing on to ball of 9.



Minor doubling under upper serif of 1



Strong line in top of E.



Several thin parallel diagonal lines down to right between cotton bolls.



Nearly vertical line points down to right from right side of lowest cotton leaf.

## Reverse A



Serif of C1 in line with center of bow knot C2 appears to be minutely lower than C1.



Multiple polishing lines in wing gap. Diagonal line in wing point down to right.



Short horizontal parallel lines inside right leg.



"X" scratch to right of CC.



Some examples show long curving line from rim above first T of STATES thru top of A, center of T and corner of E on to S of TRUST. Crack forms from top of U in UNITED toward left star and O of ONE, similar to Rev. E.

**A common die pair.**

See Heritage Lot #1101, Jan 2007 FUN, and Lot #1488 Oct 2006 Dallas.

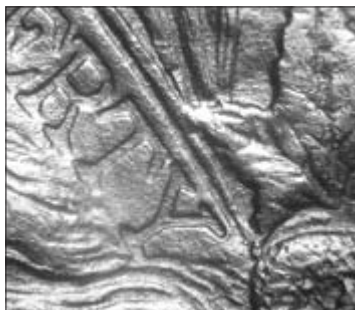
## 1889-CC Genuine Die Pair 2

(obverse 2 paired with reverse B)  
 matches VAM 3 description – far date with mint mark tilted left

### Obverse 2



**LEB1 RE3 REB1 C5**  
 Dies match description of VAM 3



Diagonal line through upright and right top of T. Several short lines in Y. Weak line from edge of wheat leaf forms 353-degree angle, nearly perpendicular.



Vertical line crosses cap band somewhat near its upper end.



Short line under left side of upper boll. Several lines from right side of lower boll.



Thin lines in lower corners of L and B. Diagonals in L lower right, B lower left

## Reverse B



Serif of C1 just outside left edge of bow knot. C2 high and very close to ribbon. Matches VAM 3 plate – “tilted left”.



High line in wing gap.



Crack from bottom of S to lower half of left side of O continuing to center of inside edge of O on right toward top of F.



Small scratch between lower right ribbon and lower leaf.

This obverse is very similar to Obverse 5, but polishing lines show they are different dies. Reverse is much like Reverse D, but mint marks are in minutely different positions and the pattern of die cracks are also similar, but with notable differences.

**A common die pair.**

See *Heritage Lot #1105 Jan 2007 FUN*; *Lot #3520 Apr 2006 Central States*.



### 1889-CC Genuine Die Pair 3

(obverse 3 paired with reverse C)  
 "normal" date position with mint marks set right. Leroy Van Allen attributed and listed this stage as VAM-2A.

#### Obverse 3



**LEB1 LH3 REB1 RE4**  
 Further left than all other 1889-CC dies,  
 "almost near".



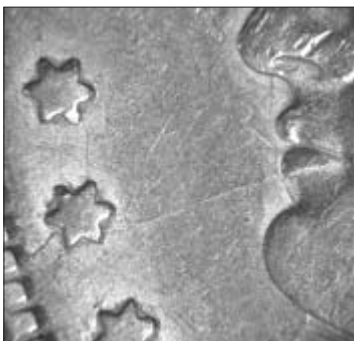
Pattern of lines in LIBERTY; fairly thick vertical line in upright of Y.



Branched crack pattern from rim at S of PLURIBUS to cap in two places.



Double clashmark with a partial N.



VLDS with die break from rim to lips. Nearly terminal stage of this die.

### Reverse C



Serif of C1 in line with center of bow knot. Position is very similar to Reverse A.



Thick horizontal line inside right leg Curved line points up on outside of leg.



Double clash line from wing to N of IN.



Counterclashed leaf tip.



Crack pattern thru STATES OF. Exact match to Die Pair 6 reverse. Reverses B, D and E have similar but different crack patterns. I have not seen this die pair without the clashes and die cracks. Apparently the damage occurred early in this die pair's usage. The reverse was later paired with Obverse 5. The most rare 1889-CC variety may prove to be the early stage of this die pair if it exists.

**A fairly scarce variety in this stage; truly rare in mint state.**

See *Heritage Lot #1328 Nov 2006 Dallas; Lot #5277 Sep 2006 Long Beach.*

## 1889-CC Genuine Die Pair 4

(obverse 4 paired with reverse D)

matches VAM 4 description – normal date position with mint mark tilted left

### Obverse 4



**LEB1 C3 REB1 B45**

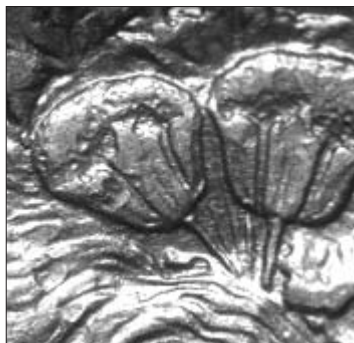
Date position is virtually identical to Obverse 1; upper serif of digit 1 not repunched.



Patterns of lines inside LIBERTY. Strong line in right foot of R.



Short "point" down to right from lower back edge of nose.



Pattern of faint die lines around cotton bolls and leaves.



Two diagonal lines down to left in gap to right of "bearclaw" in lower hair.

## Reverse D



Serif of C1 just inside left edge of bow knot. C2 slightly high and closer to ribbon than O. Position is similar to Reverse B.



"X" scratch high in wing gap. Short line in narrow point of gap doesn't touch wing or neck. Short vertical line near bottom of gap.



Crack from near center of S to near center of O continuing on and passing through upper half of right of O and then F. Pattern distinctly different than Reverse B.



Light pitting in bow opening. Diagonal line down to left near bottom. Another diagonal line down to left at a 45-degree angle between wreath and bow.

I have not seen an example of VAM 4A with weak partial E clashed on reverse. This stage was reported to and confirmed by Leroy Van Allen in July 2003. The "Weak-E" 1889-CC may also be a contender for the rarest variety of this date. This reverse also develops a pattern of cracks very similar to Reverses A and E. Thin crack line starts at U of UNITED, passes through the left star and letters of ONE, touching left side of O at a point clearly higher than the other dies mentioned.

**A scarce variety.**

See *Heritage Lot #1329 Nov 2006 Dallas;*  
*Lot #668 Jan 2006 FUN*



## 1889-CC Genuine Die Pair 5


(obverse 5 paired with reverse E)

no exact match in VAM – far date with second C set slightly low

### Obverse 5



LEB1 B34 REB1 C5  
Die very similar to Obverse 2



Scratch from cotton to wheat leaf. Shallow yet clearly visible angle 338-degrees.



Two short scratches inside ear at top.



Nearly full lower hair detail. Obv 2 is slightly overpolished at initial.



Fairly long thin scratch under left side of upper cotton boll.

## Reverse E



Serif of C1 slightly left of center of bow knot. C2 slightly but clearly lower than C1.



Pitting in wing gap similar to Rev C.



Develops two cracks to left of O. Cracked from bottom of O to F.



Later stages display small die chip to left of E of ONE.

Crack pattern on thru U of UNITED, star and ONE very similar to Rev A forms below star towards O first, and has slightly different configuration.

**This appears to be the most common 1889-CC die marriage.**

See Heritage Lot #1100 Jan 2007 FUN; Lot #1059 Apr 2006 Atlanta.

## 1889-CC Genuine Die Pair 6

(obverse 5 second use paired with reverse C second use)  
no exact match with VAM – far date with second C set right



Curved crack from point of bust to base of 1. Crack thru all four digits slightly above their centers.



Single clashmark, no matching mark on reverse, from clash during 5-E marriage.



Break pattern on right wingtip. Double clash line IN from 3-C marriage.



Exact crack pattern as Die Pair 3. Counterclash fades during this marriage.

**A scarce variety, fairly rare in mint state.**

See *Heritage Lot #9691 May 2005 Central States*; *Stack's/ANR Lot 1527 July 2005 LaBelle*.

# THE AMAZING 1888-O VAM 1B SCARFACE PROGRESSION

By Ash Harrison  
SSDC President

The 1888-O VAM 1B Scarface started as a clashed die and a tiny little crack emerged from the rim on the obverse at the dot between E and PLURIBUS . . . and then it grew and grew and grew. Finally it made it all the way into the face of lady Liberty. By the time the die was noticed the crack had made it into the hair beyond the neck. That is an **amazing** feat!

The Scarface was first listed in or around 1963 in Francis Klaes' book, *"Die Varieties of Morgan Silver Dollars"*, which was probably not long after the coins were actually placed into circulation.

It is accepted that most, if not all, Scarfaces were from a couple bags released in the Treasury hoard in the late 1950s and early-60s. I have personally seen a bag that contained in the neighborhood of 500 very early die stage Scarfaces. The fact that there were so many indicates the crack developed over thousands of coins, not hundreds – at least for the

EDS coins, anyway. Once the crack got large it likely progressed faster.

It is the progression of those cracks that we will study here from "stem to stern". The approach I took was that if there was a measurable and visible

development in the progress of the crack, I called it a new stage.

I was able to assign 10 discernable stages, which are named H1 through H10. I'm sure that as time goes by someone will probably start calling a coin an EDS or LDS of one of the stages, but for now let's stick with finite numbers.

On the following pages is a close look at each stage, with annotations on the most important pickup points for the specific die stage. If the coin

you are examining has more than what you see, go to the next stage.

I am very hopeful that this guide will be used by ANACs, PCGS, NGC, PCI, SEGS, and other grading firms. I am more than willing to give additional photographs and information to clarify, if necessary. I can be contacted at ash@ashmore.com or by telephone at 336-337-8086. •



**This is the culprit for the Scarface die breaks: the evidence of a die clash in the dead center of the coin. This is called the "Bearded Eagle." If you see this on the reverse of an 1888-O it is a VAM 1B; there are no other 1888-O dies that look like this. If someone can find a Bearded Eagle without an obverse die break I would be excited to see it.**



1888-O VAM 1B SCARFACE  
**STAGE 1B-H1**

**In Die Stage 1** the crack emanates from the rim on the very top edge of the 3rd denticle below the P. At this point it is a crack, not a break. In other words, there is not a blob of metal between the two denticles. This will grow in later stages. The crack actually appears to stop right before the dot.

As long as the die crack does not obviously go through the dot and it has not developed into a break, it is stage 1 or H1— which stands for Harrison 1.

**ESTIMATED RARITY & VALUE**

Stage 1 is one of the scarcest varieties in the series. Currently R7, but with expectations for R5-R6.

**Value:**

MS62 – \$400  
MS63 – \$700  
MS64 – \$1,000



**1888-O VAM 1B dies attribution notes**

**By John Roberts**

**Obverse:** The left edge of the base of the digit 1 is aligned over the left half of the 3rd denticle from the point of the neck. The right edge of the base of the 1 is over the right edge of the 4th denticle. (LH3 RE4 for short) There is a vertical die scratch in the center of the base of the B in LIBERTY.

**Reverse:** The O mint mark is set very slightly to the right. It is clearly

tilted to the right. If an imaginary vertical line is drawn through the center of the mint mark it will pass through the right edge of the bow knot.

The mint mark is fairly well centered between the bow above it and the letters below it. (Van Allen would likely call this centered, tilted right). There is a strong die polishing line from the under the left wing tip through the lower part of the letters AME in AMERICA.

1888-O VAM 1B SCARFACE  
**STAGE 1B-H2**



**In Die Stage 2** the crack has become a break between the denticles and has extended past the dot. It curls down into the field and stops. There is no additional breaking in the field.

**ESTIMATED RARITY & VALUE**

This is by far the most common variety with 500 or more available in grades from MS60-64; R4-R5.

**Value:**

MS60-62 – \$40 to \$70  
MS63 – \$100  
MS64 – \$200



1888-O VAM 1B SCARFACE  
**STAGE 1B-H3**



**Die Stage 3.** Note that the break has extended into the field between the dentures and the dot. It has also split into 2 cracks on the right side of the dot. The first crack to the right has basically run its course.

At this point the crack turns into a series of waves in the field. This split in the crack is the addition of the first "wave". The red fingers show the beginning and end points of the new "wave".

**ESTIMATED RARITY & VALUE**

This is the 2nd most available variety. It is available in grades from MS60 to MS64; R4-R5.

**Value:**  
 MS60 – \$70  
 MS62 – \$100  
 MS63 – \$200  
 MS64 – \$300

1888-O VAM 1B SCARFACE  
**STAGE 1B-H4**



**Die Stage 4.** Now the break has split into three parts in the right field. There is the V-shaped wave and a new wave unattached to any other. The lower red finger shows the end of the wave and the upper finger shows there is a new die break to the right of the dot. This is just a progression from a crack to a break and is common. This is the only example of a VAM 1B I have ever seen circulated.

**ESTIMATED RARITY & VALUE**

I rate this coin R5. It is available, but quite scarce. I would estimate that maybe 100 examples survive.

**Value:**  
 MS62 – \$150  
 MS63 – \$250  
 MS64 – \$350



1888-O VAM 1B SCARFACE  
**STAGE 1B-H5**



**Die Stage 5.** Now we are entering the difficult stages. This coin shows an obvious tilted field and ANACS will call it a VAM 1B2. This coin has 4 or 5 waves in the field. It is really very odd looking.

The key to this stage is that 4 or 5 cracks or waves are evident to the right of the dot. However, they do not reach the nose. Anything short of the nose is fine (see red hand).


**ESTIMATED RARITY & VALUE**

This coin is an R6.

**Value:**

MS62 – \$200 to \$300  
 MS63 – \$400  
 MS64 – \$600

1888-O VAM 1B SCARFACE  
**STAGE 1B-H6**



**Die Stage 6.** This is probably the easiest of all to attribute, because the cracks touch the bridge of the nose and there are no cracks in the face. I would rate this coin at R6.

Note that the cracks around the dot are increasing in size. The field is also broken up into 5 or 6 ripples and it is "tilted". If you look at the field from an angle you can see that the die is terminal – and yet die state progressions continue . . .


**ESTIMATED RARITY & VALUE**

**Value:**

MS62 – \$300 to \$500  
 MS63 – \$600  
 MS64 – \$700 to \$900



1888-O VAM 1B SCARFACE  
**STAGE 1B-H7**



**Die Stage 7.** This was the hardest of the stages to find. I owe credit to Michael Ash for finding this coin, as it is a devil to find. Even when you have it in your hand you can miss the cracks in the face. If you rotate the coin to a 90° angle, it is much easier to see. This coin should be listed as Scarface, since the crack is indeed in the face.

This is the true EDS Scarface and should be treated like the 1882-O/S VAM 4 EDS. It is that difficult.

**ESTIMATED RARITY & VALUE**

This is a very rare die state to locate; I would say R8.

**Value** (for now):

- MS60-62 – \$2,500
- MS63 – \$3,000
- MS64 – \$3,500

I would expect these prices to go up as demand increases. It would not surprise me if this coin becomes a giant.

1888-O VAM 1B SCARFACE  
**STAGE 1B-H8**



**Die Stage 8.** Here is the traditional Scarface, with the break extending across the face.

We will draw an imaginary line across the coin that intersects the top of the lips and the bottom of the lobe of the ear. If the break goes below the line it is Stage 8. Short of that is Stage 7. If it extends beyond the jaw line it is Stage 9.

**ESTIMATED RARITY & VALUE**

This coin is R6/7.

**Value:**

- MS60 – \$3,000
- MS61 – \$3,200
- MS62 – \$4,000
- MS63 – \$7,000
- MS64 – \$10,000



1888-O VAM 1B SCARFACE  
**STAGE 1B-H9**



**Die Stage 9** has a die break extending beyond the jaw line, but ends short of the hair. It is one of the most available of the Scarface stages, if there is such a thing.

**ESTIMATED RARITY & VALUE**

This coin has rarity of R6/7.

**Value:**

MS60 – \$3,200  
MS61 – \$4,000  
MS62 – \$5,000  
MS63 – \$7,500  
MS64 – none known

1888-O VAM 1B SCARFACE  
**STAGE 1B-H10**



**Die Stage 10** is the terminal stage for the Scarface . . . to our knowledge. The die break extends into the hair and nearly crosses into the second lock. I have seen examples where the crack ends in the valley where the red hand is pointed in the picture.

There is a very neat new addition to stage 10: a new die crack on the bridge of the nose. It is visible to the naked eye if you are blessed with good eyes. See the hand that is pointed downward. Also note that the extra metal on the back of the nose where

**ESTIMATED RARITY & VALUE**

**Value:**

MS60 – \$3,400  
MS61 – \$4,200  
MS62 – \$6,000  
MS63 – \$8,000  
MS64 – none known

the hand pointed left is. It has grown substantially in this stage.

# RECENT VAM SALES PRICES

prices collected through July 31, 2007

date	VAM	grade	service	date sold	venue	price
1878 8TF	1	66	PCGS	Jun-07	H	\$8,050
1878 8TF	1	63	ANACS	May-07	TT	\$123
1878 8TF	1	63	ANACS	Jul-07	E	\$118
1878 8TF	1	62	NGC	Jun-07	E	\$145
1878 8TF	3	64	ANACS	May-07	TT	\$179
1878 8TF	3	62	ANACS	May-07	TT	\$157
1878 8TF	4	64	ANACS	Jun-07	TT	\$224
1878 8TF	4	63	SEGS	Jun-07	VQ	\$126
1878 8TF	5	64	NGC	Jun-07	MF	\$920
1878 8TF	5	63	PCGS	May-07	PP	\$1,150
1878 8TF	5	63	ANACS	Jul-07	E	\$550
1878 8TF	5	45	ANACS	Jul-07	E	\$180
1878 8TF	5	40	ANACS	Jun-07	E	\$72
1878 8TF	6	62	NGC	Jun-07	H	\$104
1878 8TF	6	50	ANACS	Jul-07	PP	\$33
1878 8TF	6	50	ANACS	Jul-07	E	\$33
1878 8TF 179 reeds	6	53	raw	Jun-07	MF	\$253
1878 8TF	6A	55	ANACS	Jul-07	PP	\$24
1878 8TF	7	63	ANACS	May-07	TT	\$146
1878 8TF	7	53	ANACS	May-07	E	\$46
1878 8TF	7	50	ANACS	Jul-07	E	\$16
1878 8TF	7	45	ANACS	Jun-07	E	\$56
1878 8TF	7	45	NGC	Jul-07	E	\$31
1878 8TF	8	62	PCGS	May-07	PP	\$375
1878 8TF	8	62	PCGS	Jul-07	CS	\$300
1878 8TF	8	58	NGC	Jun-07	E	\$86
1878 8TF	8	50	raw	Jun-07	E	\$43
1878 8TF	9	62	PCGS	Jul-07	PP	\$5,800
1878 8TF	9	50	PCGS	Jun-07	MF	\$1,052
1878 8TF	9	40	ANACS	Jul-07	E	\$249
1878 8TF	9	35	ANACS	Jun-07	E	\$195
1878 8TF	10	64	PCI	Jun-07	E	\$162
1878 8TF	10	64	PCI	Jul-07	E	\$134
1878 8TF	10	62	PCGS	Jun-07	TT	\$168
1878 8TF	12	62	PCGS	May-07	E	\$125
1878 8TF	12	62	PCGS	Jul-07	E	\$97

**Note:** transactions shown are those that VAMview is aware of having occurred in eBay (E), Heritage (H), Teletrade (TT), Bowers & Merena (B&M), David Lawrence (DL), Kingswood (K), VAMquest (VQ), Michael Fey Auctions (MF) and Superior (S) auctions. Private party (PP) and coin show (CS) sales were reported to us by either the buyer or seller and should be regarded as hearsay. VAMs identified as problem coins are not included in this list. Grades and VAM attributions made for raw coins were the opinion of the seller and may not be accurate. Coins not identified by sellers as VAMs (buyer cherrypicks) are not included in this list.

# Now AVAILABLE:

## VAMVIEW<sup>\$20</sup>

2007 Index of Prices Realized



6,730 recent VAM transactions

### A must-have reference for anyone who buys or sells VAMs

The VAMview 2007 Index of Prices Realized is not a price guide, but the database archive of 6,730 actual VAM price transactions (mostly Morgans) that were reported in VAMview quarterly issues 1-6. 8 1/2" x 11" format and spiral-bound. Arranged by date, VAM number and grade. Also identifies grading services, when and where the sales occurred, and prices realized.

**\$20 per copy postpaid**

Send orders to: VAMview 2007 Prices Index,  
3137 Diablo Ave. Hayward, CA 94545



# Recent VAM sales prices . . .

(continued from page 38)

date	VAM	grade	service	date sold	venue	price
1878 8TF	12	61	NGC	May-07	E	\$110
1878 8TF	12	61	PCGS	Jun-07	E	\$104
1878 8TF	14	62	PCGS	Jul-07	PP	\$349
1878 8TF	14.1	64	ANACS	Jun-07	TT	\$224
1878 8TF	14.1	50	ANACS	Jun-07	H	\$127
1878 8TF	14.2	64	ANACS	Jun-07	E	\$213
1878 8TF	14.2	63	PCGS	Jun-07	H	\$150
1878 8TF	14.2	58	ANACS	Jun-07	E	\$59
1878 8TF	14.4	62	PCGS	Jul-07	PP	\$460
1878 8TF	14.8	50	ANACS	Jun-07	E	\$665
1878 8TF	14.10	50	PCGS	Jul-07	PP	\$200
1878 8TF	14.11	30	ANACS	Jun-07	MF	\$4,313
1878 8TF	14.12	45	PCGS	May-07	PP	\$5,300
1878 8TF	14.15	35	PCGS	Jul-07	TT	\$1,792
1878 8TF	15	64 DM	ANACS	Jun-07	MF	\$1,725
1878 8TF	16	62	ANACS	May-07	TT	\$101
1878 8TF	17	64	PCGS	May-07	E	\$275
1878 8TF	17	62	PCGS	Jul-07	E	\$134
1878 8TF	17	62	ANACS	Jul-07	E	\$99
1878 8TF	17	61	NGC	Jul-07	TT	\$146
1878 8TF	18	64	ANACS	May-07	TT	\$168
1878 8TF	19	62	NGC	May-07	E	\$120
1878 8TF	19	61 PL	ANACS	Jul-07	TT	\$168
1878 8TF	20	62	ICG	Jul-07	E	\$116
1878 8TF	21	66	NGC	May-07	H	\$5,003
1878 8TF	21	64	PCGS	Jul-07	E	\$277
1878 8TF	21	62	PCGS	Jun-07	E	\$106
1878 8TF	21	40	raw	Jul-07	E	\$29
1878 8TF	22	64	PCGS	Jul-07	PP	\$500
1878 8TF	22	63	PCGS	May-07	PP	\$335
1878 8TF	23	63 PL	ANACS	Jun-07	TT	\$381
1878 8TF	23	62	PCGS	Jul-07	TT	\$336
1878 8TF	23	62	PCGS	May-07	E	\$225
1878 8TF	23	62	ICG	Jul-07	E	\$195
1878 8TF	23	60	PCGS	Jul-07	E	\$147
1878 7TF	30	64 DM	PCGS	Jul-07	E	\$1,531
1878 7TF	30	63 PL	PCI	May-07	E	\$110
1878 7TF	31	64	ANACS	May-07	E	\$188
1878 7TF	31	63	PCGS	May-07	PP	\$200
1878 7TF	31	63	PCGS	May-07	PP	\$200
1878 7TF	31	63	PCGS	May-07	PP	\$200
1878 7TF	31	63	NGC	May-07	TT	\$101
1878 7TF	31	63	ANACS	May-07	TT	\$101
1878 7/8TF	32	62 PL	ANACS	Jun-07	MF	\$891
1878 7/8TF	32	40	ANACS	May-07	TT	\$101
1878 7/8TF	33	65	PCGS	Jun-07	H	\$1,094
1878 7/8TF	33	65	NGC	May-07	H	\$1,035
1878 7/8TF	33	65	NGC	Jun-07	H	\$950
1878 7/8TF	33	64	NGC	May-07	TT	\$291
1878 7/8TF	33	64	PCGS	May-07	E	\$280

date	VAM	grade	service	date sold	venue	price
1878 7/8TF	33	63 DM	ANACS	Jun-07	E	\$299
1878 7/8TF	33	63	PCGS	May-07	E	\$148
1878 7/8TF	33	62	ANACS	May-07	H	\$115
1878 7/8TF	33	61	raw	Jun-07	E	\$66
1878 7/8TF	33	61	ANACS	Jun-07	H	\$57
1878 7/8TF	33	55	ANACS	Jun-07	H	\$54
1878 7/8TF	33	50	ANACS	Jul-07	PP	\$40
1878 7/8TF	33	50	ANACS	Jul-07	E	\$40
1878 7/8TF	34	64	PCGS	May-07	E	\$356
1878 7/8TF	34	63	ANACS	Jun-07	TT	\$269
1878 7/8TF	34	62	ANACS	Jun-07	H	\$150
1878 7/8TF	34	62	NGC	May-07	TT	\$123
1878 7/8TF	34	62	PCGS	Jun-07	H	\$109
1878 7/8TF	34	55	PCI	Jun-07	MF	\$144
1878 7/8TF	36	62	PCGS	Jun-07	VQ	\$174
1878 7/8TF	36	53	ANACS	Jul-07	E	\$36
1878 7/8TF	37	63	ANACS	May-07	H	\$219
1878 7/8TF	37	63	NGC	Jun-07	H	\$207
1878 7/8TF	37	63	ANACS	May-07	E	\$191
1878 7/8TF	37	63	ANACS	Jun-07	VQ	\$169
1878 7/8TF	37	60	ANACS	Jul-07	TT	\$68
1878 7/8TF	38	63 PL	ANACS	May-07	E	\$144
1878 7/8TF	38	63	PCGS	Jun-07	VQ	\$225
1878 7/8TF	38	63	PCGS	May-07	TT	\$224
1878 7/8TF	38	63	ANACS	Jul-07	TT	\$168
1878 7/8TF	38	62	PCGS	Jul-07	E	\$120
1878 7/8TF	38	53	NGC	May-07	H	\$33
1878 7/8TF	38	45	raw	Jul-07	E	\$30
1878 7/8TF	39	63	ANACS	Jun-07	TT	\$246
1878 7/8TF	39	63	ANACS	May-07	TT	\$179
1878 7/8TF	39	60	ANACS	Jul-07	TT	\$73
1878 7/8TF	39	58	ANACS	Jun-07	E	\$100
1878 7/8TF	40	63	PCGS	Jul-07	PP	\$250
1878 7/8TF	41	63	ANACS	Jun-07	TT	\$179
1878 7/8TF	41	63	ICG	May-07	TT	\$134
1878 7/8TF	41	62 DM	ANACS	Jun-07	MF	\$288
1878 7/8TF	41	62	ANACS	Jul-07	TT	\$146
1878 7/8TF	41	62	PCI	Jul-07	E	\$119
1878 7/8TF	41	55	ANACS	May-07	TT	\$53
1878 7/8TF	41A	64	ANACS	Jul-07	TT	\$358
1878 7/8TF	41A	62	ANACS	Jun-07	E	\$111
1878 7/8TF	41A	61	NGC	Jun-07	E	\$118
1878 7/8TF	41B	63	PCGS	Jun-07	MF	\$288
1878 7/8TF	42	63	NGC	Jun-07	E	\$280
1878 7/8TF	42	63	NGC	May-07	TT	\$235
1878 7/8TF	42	61	ANACS	May-07	TT	\$106
1878 7/8TF	42A	61	ANACS	Jul-07	PP	\$325
1878 7/8TF	43	64 PL	NGC	Jun-07	MF	\$483
1878 7/8TF	43	64 PL	ICG	May-07	TT	\$336
1878 7/8TF	43	63 DM	ANACS	Jun-07	E	\$301
1878 7/8TF	43	63 PL	ANACS	Jun-07	TT	\$291
1878 7/8TF	44	55	ANACS	Jun-07	MF	\$4,715

# Recent VAM sales prices . . .

(continued from page 41)

date	VAM	grade	service	date sold	venue	price
1878 7/8TF	44	40	PCGS	May-07	PP	\$2,800
1878 7TF	45	61	ANACS	Jun-07	MF	\$230
1878 7TF	45	55	ANACS	May-07	TT	\$73
1878 7TF	45	53	raw	Jun-07	MF	\$109
1878 7TF	45	45	PCGS	May-07	PP	\$200
1878 7TF	70	64 PL	PCGS	Jun-07	E	\$800
1878 7TF	70	63 PL	NGC	Jun-07	MF	\$288
1878 7TF	70	61 PL	ANACS	May-07	E	\$97
1878 7TF	70	63	PCGS	May-07	PP	\$260
1878 7TF	79	62	PCGS	Jul-07	PP	\$150
1878 7TF	79	45	ANACS	Jul-07	PP	\$58
1878 7TF	80	63	PCGS	Jun-07	H	\$115
1878 7TF	80	63	ANACS	May-07	TT	\$68
1878 7TF	80	62	PCGS	Jun-07	H	\$75
1878 7TF	81	63	PCGS	Jun-07	H	\$127
1878 7TF	81	63	PCGS	May-07	E	\$110
1878 7TF	82	63 PL	NGC	Jun-07	VQ	\$169
1878 7TF	83	64	PCGS	Jun-07	H	\$253
1878 7TF	83	64	PCGS	Jul-07	TT	\$235
1878 7TF	84	64	PCGS	May-07	TT	\$269
1878 7TF	84	63	PCGS	Jun-07	TT	\$112
1878 7TF	84A	60	ANACS	Jul-07	PP	\$120
1878 7TF	100	63	ANACS	Jul-07	PP	\$120
1878 7TF	100	63	ANACS	May-07	TT	\$101
1878 7TF	100	62	PCGS	Jun-07	VQ	\$101
1878 7TF	100	55	ANACS	Jul-07	PP	\$75
1878 7TF	110	63	ANACS	Jul-07	PP	\$120
1878 7TF	110	63	PCGS	Jun-07	VQ	\$90
1878 7TF	111	62	ANACS	Jul-07	PP	\$100
1878 7TF	112	60	ANACS	May-07	TT	\$95
1878 7TF	114	64	ANACS	Jul-07	PP	\$240
1878 7TF	114	64	ANACS	Jun-07	PP	\$215
1878 7TF	114A	64	ANACS	Jul-07	PP	\$240
1878 7TF	114A	62	PCGS	Jun-07	VQ	\$42
1878 7TF	115	55	ANACS	Jun-07	MF	\$144
1878 7TF	115	50	PCGS	Jul-07	PP	\$400
1878 7TF	115	45	ANACS	Jun-07	MF	\$92
1878 7TF	115	45	ANACS	Jul-07	E	\$50
1878 7TF	117	62	PCGS	Jun-07	MF	\$163
1878 7TF	117	62	raw	Jul-07	E	\$91
1878 7TF	122	45	ANACS	Jun-07	PP	\$153
1878 7TF	122	20	ANACS	Jul-07	PP	\$80
1878 7TF	131	63	ANACS	Jul-07	PP	\$120
1878 7TF	131A	63	ANACS	Jul-07	PP	\$1,500
1878 7TF	131A	63	ANACS	Jun-07	E	\$125
1878 7TF	131B	64	ANACS	Jul-07	PP	\$600
1878 7TF	131C2	62	ANACS	Jul-07	PP	\$600
1878 7TF	132	61	ANACS	Jul-07	PP	\$90
1878 7TF	134	62	ANACS	May-07	TT	\$73
1878 7TF	140	63	ANACS	Jul-07	PP	\$350

date	VAM	grade	service	date sold	venue	price
1878 7TF	141	62 DM	ANACS	Jun-07	MF	\$138
1878 7TF	141	62	PCGS	May-07	PP	\$175
1878 7TF	141	62	ANACS	Jul-07	PP	\$100
1878 7TF	142	64	ANACS	May-07	TT	\$168
1878 7TF	142	62	ANACS	Jul-07	PP	\$100
1878 7TF	144	62	ANACS	Jul-07	PP	\$100
1878 7TF	144	45	ANACS	Jun-07	TT	\$63
1878 7TF	144B	63	PCI	Jun-07	E	\$89
1878 7TF	145	55	NGC	May-07	E	\$103
1878 7TF	146	62	ANACS	Jul-07	PP	\$100
1878 7TF	160	53	ANACS	Jun-07	VQ	\$101
1878 7TF	160	50	raw	Jun-07	MF	\$86
1878 7TF	161	50	ANACS	Jun-07	VQ	\$146
1878 7TF	162	50	ANACS	Jun-07	VQ	\$169
1878 7TF	168	35	raw	May-07	E	\$34
1878 7TF	168	12	raw	Jun-07	MF	\$58
1878 7TF	169	45	PCGS	May-07	PP	\$125
1878 7TF	169	40	ANACS	Jul-07	E	\$40
1878 7TF	170	55	PCGS	Jun-07	PP	\$300
1878 7TF	171	45	ANACS	Jun-07	MF	\$75
1878 7TF	185	40	ANACS	Jul-07	PP	\$50
1878 7TF	186	63	ANACS	Jun-07	TT	\$90
1878 7TF	186	63	ANACS	May-07	TT	\$63
1878 7TF	195	63	ANACS	Jul-07	PP	\$110
1878 7TF	195	62	ANACS	May-07	TT	\$58
1878 7TF	195A	63	ANACS	Jul-07	PP	\$110
1878 7TF	196	45	ANACS	Jul-07	PP	\$45
1878 7TF	197	63	ANACS	Jul-07	PP	\$240
1878 7TF	198	55	ANACS	Jun-07	MF	\$144
1878 7TF R79	200	61	ANACS	Jul-07	PP	\$175
1878 7TF R79	201	62	ANACS	Jul-07	PP	\$300
1878 7TF R79	203	65	PCGS	May-07	E	\$2,777
1878 7TF R79	203	64	ANACS	Jul-07	PP	\$600
1878 7TF R79	203	64	ANACS	Jun-07	TT	\$336
1878 7TF R79	203	63	PCGS	Jun-07	MF	\$230
1878 7TF R79	203	50	raw	Jul-07	E	\$26
1878 7TF R79	210	63	ANACS	May-07	TT	\$112
1878 7TF R79	210B	61	ANACS	May-07	TT	\$58
1878 7TF R79	220	50	ANACS	Jun-07	MF	\$184
1878 7TF R79	221	62	ANACS	Jun-07	E	\$75
1878 7TF R79	222	63	PCGS	May-07	TT	\$101
1878 7TF R79	222C	61	ANACS	Jul-07	PP	\$350
1878 7TF R79	223	62	ANACS	Jun-07	MF	\$242
1878 7TF R79	223	58	raw	Jun-07	E	\$28
1878 7TF R79	223	55	NGC	Jun-07	MF	\$109
1878 7TF R79	224	53	raw	Jun-07	MF	\$1,466
(168 reeds)						
1878 7TF R79	230	55	ICG	May-07	E	\$31
1878 7TF R79	231	55	raw	Jun-07	MF	\$115
1878 7TF R79	232	60	ANACS	Jul-07	PP	\$125
1878-CC	1A	63	GSA	May-07	E	\$500
1878-CC	2A	62	ANACS	Jun-07	H	\$196



# Recent VAM sales prices . . .

(continued from page 43)

date	VAM	grade	service	date sold	venue	price
1878-CC	2A	62	ANACS	Jul-07	TT	\$190
1878-CC	6	62	PCGS	Jun-07	MF	\$489
1878-CC	6	50	ANACS	May-07	TT	\$112
1878-CC	11	63 DM	NGC	Jun-07	MF	\$1,144
1878-CC	11	63 DM	ANACS	Jun-07	MF	\$604
1878-CC	11	63 PL	NGC	Jul-07	TT	\$381
1878-CC	18	64 PL	PCGS	Jun-07	MF	\$4,025
1878-CC	18	58	NNC	Jun-07	MF	\$569
1878-CC	18	53	ANACS	Jun-07	TT	\$504
1878-CC	18	50	ANACS	Jun-07	TT	\$235
1878-CC	18	50	ANACS	May-07	TT	\$202
1878-CC	20	63	ANACS	Jun-07	E	\$243
1878-CC	24	50	NGC	Jun-07	MF	\$518
1878-CC	24	50	ANACS	Jun-07	MF	\$345
1878-CC	24	50	PCGS	Jun-07	H	\$276
1878-S	5	61	ANACS	May-07	E	\$27
1878-S	6	63	NGC	Jul-07	E	\$115
1878-S	6	62	NGC	May-07	TT	\$47
1878-S	8	55	ANACS	Jul-07	PP	\$23
1878-S	8	55	ANACS	Jul-07	E	\$21
1878-S	17	50	raw	Jun-07	E	\$18
1878-S	17A	63	ANACS	Jul-07	PP	\$200
1878-S	17A	63	ANACS	May-07	E	\$113
1878-S	17A	62	raw	Jun-07	MF	\$69
1878-S	19A	64	NGC	Jun-07	E	\$225
1878-S	26	12	ANACS	Jun-07	MF	\$58
1878-S	27	50	ANACS	Jun-07	MF	\$575
1878-S	27	45	PCGS	Jun-07	E	\$885
1878-S	27	30	PCGS	May-07	PP	\$450
1878-S	36	62	ANACS	Jul-07	E	\$50
1878-S	56	30	SEGS	Jun-07	MF	\$173
1878-S	57	35	ANACS	Jun-07	MF	\$144
1878-S	57	15	PCGS	Jul-07	TT	\$134
1878-S	58	10	ANACS	Jun-07	MF	\$86
1878-S	62	25	ANACS	Jun-07	VQ	\$461
1878-S	62	8	ANACS	Jun-07	MF	\$546
1878-S	83	55	ANACS	Jun-07	E	\$60
1879-	1A (37)	55	PCGS	Jun-07	VQ	\$129
1879-	2	63	ANACS	Jun-07	H	\$42
1879-	7	63	ANACS	Jul-07	E	\$26
1879-	27	63	ANACS	Jul-07	E	\$45
1879-CC	3	64	PCGS	May-07	H	\$8,338
1879-CC	3	63	PCGS	May-07	H	\$4,888
1879-CC	3	60	NGC	Jun-07	H	\$3,220
1879-CC	3	53	NGC	May-07	TT	\$1,176
1879-CC	3	35	PCGS	Jun-07	E	\$621
1879-CC	3	12	ANACS	Jun-07	H	\$138
1879-CC	3	12	ANACS	Jun-07	H	\$127
1879-CC	3	8	NGC	Jul-07	TT	\$190
1879-CC	3	4	NGC	Jul-07	TT	\$134

date	VAM	grade	service	date sold	venue	price
1879-CC	3	4	NGC	Jul-07	TT	\$123
1879-O	4	62	ANACS	Jun-07	MF	\$661
1879-O	4	55	ANACS	May-07	E	\$64
1879-O	28	55	PCGS	Jun-07	MF	\$1,323
1879-S	1A	64	ANACS	Jun-07	H	\$51
1879-S R78	9	62	PCGS	Jul-07	CS	\$51
1879-S R78	9	61	NGC	Jun-07	E	\$149
1879-S R78	9	61	ANACS	Jun-07	MF	\$98
1879-S R78	12	61	ANACS	Jun-07	H	\$25
1879-S	24	58	ANACS	Jun-07	E	\$33
1879-S	26	65 PL	ANACS	Jul-07	TT	\$224
1879-S R78	34	50	ANACS	Jun-07	MF	\$288
1879-S R78	35	58	ANACS	Jul-07	E	\$82
1879-S R78	35	55	PCGS	May-07	TT	\$168
1879-S R78	35	55	ANACS	Jun-07	MF	\$58
1879-S R78	39	61	ANACS	Jun-07	MF	\$115
1879-S R78	39	53	ANACS	Jul-07	TT	\$32
1879-S R78	43	15	ANACS	Jun-07	MF	\$23
1879-S R78	46	62	ANACS	Jun-07	MF	\$127
1879-S R78	50	35	ANACS	Jun-07	MF	\$63
1879-S R78	52	61 PL	NGC	Jun-07	MF	\$403
1880-	1A	50	PCGS	Jun-07	MF	\$457
1880-	1A2	20	ANACS	Jul-07	E	\$110
1880-	1A2	20	ANACS	Jul-07	E	\$80
1880-	4	58	PCGS	Jul-07	PP	\$200
1880-	6	58	ANACS	Jun-07	TT	\$202
1880-	6	55	ANACS	Jun-07	MF	\$184
1880-	6	53	PCGS	May-07	PP	\$250
1880-	6	50	ANACS	May-07	H	\$66
1880-	6	45	PCGS	May-07	PP	\$200
1880-	6	45	raw	May-07	E	\$65
1880-	6	40	PCGS	May-07	PP	\$150
1880-	6	40	raw	May-07	E	\$61
1880-	6	40	raw	May-07	E	\$52
1880-	6	40	raw	Jul-07	E	\$41
1880-	7	55	PCGS	Jun-07	MF	\$863
1880-	7	50	NGC	Jun-07	TT	\$476
1880-	8	50	PCGS	Jun-07	MF	\$1,323
1880-	8	30	ANACS	Jun-07	TT	\$476
1880-	9	64	NGC	Jun-07	MF	\$661
1880-	9	64	ANACS	Jun-07	MF	\$627
1880-	9	64	PCGS	Jun-07	MF	\$546
1880-	9	64	ANACS	Jun-07	TT	\$358
1880-	9	63	PCGS	May-07	PP	\$750
1880-	9	63	PCGS	May-07	E	\$555
1880-	9	62	ANACS	Jun-07	H	\$345
1880-	9	61	SEGS	Jul-07	E	\$134
1880-	10	63	raw	Jun-07	MF	\$63
1880-	10	62 PL	PCGS	Jul-07	E	\$115
1880-	10	62	ANACS	Jul-07	E	\$35
1880-	11	64	ANACS	Jul-07	TT	\$168
1880-	11A	64	ANACS	Jul-07	PP	\$1,500

# Recent VAM sales prices . . .

(continued from page 45)

date	VAM	grade	service	date sold	venue	price
1880-	21	62	ANACS	Jun-07	E	\$60
1880-	23	50	ANACS	Jun-07	MF	\$288
1880-	24A	58	ANACS	Jun-07	MF	\$742
1880-	28	62	ANACS	Jun-07	E	\$60
1880-	34	64	PCGS	Jun-07	VQ	\$131
1880-	34	62	ANACS	Jun-07	E	\$60
1880-	32A	63	PCGS	Jul-07	E	\$330
1880-	32A	58	ANACS	May-07	E	\$109
1880-	39A	55	ANACS	May-07	E	\$699
1880-CC R78	4	66	PCGS	May-07	H	\$4,370
1880-CC R78	4	65	PCGS	May-07	H	\$2,070
1880-CC R78	4	65	PCGS	Jun-07	H	\$1,950
1880-CC R78	4	64 PL	PCGS	Jun-07	H	\$1,955
1880-CC R78	4	64	PCGS	Jun-07	E	\$1,301
1880-CC R78	4	64	NGC	May-07	H	\$1,150
1880-CC R78	4	64	PCGS	Jul-07	E	\$910
1880-CC R78	4	64	GSA	Jul-07	E	\$626
1880-CC R78	4	63	GSA	Jul-07	E	\$810
1880-CC R78	4	63	PCGS	Jun-07	E	\$550
1880-CC R78	4	63	NGC	Jun-07	H	\$546
1880-CC R78	4	63	PCGS	May-07	H	\$518
1880-CC R78	4	62 DM	ANACS	Jun-07	MF	\$489
1880-CC R78	4	62	ANACS	Jun-07	H	\$444
1880-CC R78	4	62	NGC	May-07	E	\$403
1880-CC R78	4	61	PCGS	Jun-07	E	\$435
1880-CC R78	4	50	ANACS	Jun-07	H	\$276
1880-CC	5	65	NGC	May-07	H	\$1,035
1880-CC	5	64 PL	NGC	Jun-07	MF	\$633
1880-CC	5	64	PCGS	Jun-07	E	\$660
1880-CC	5	64	PCGS	May-07	H	\$575
1880-CC	5	64	ANACS	Jul-07	E	\$460
1880-CC	5	63	GSA	Jun-07	E	\$561
1880-CC	5	63	GSA	Jun-07	E	\$455
1880-CC	5	61	NGC	May-07	H	\$431
1880-CC	6	65 PL	NGC	May-07	H	\$1,265
1880-CC	6	64	PCGS	Jun-07	E	\$688
1880-CC	6	64	NGC	May-07	E	\$624
1880-CC	6	63 DM	PCGS	May-07	H	\$1,495
1880-CC	6	63	ANACS	Jun-07	H	\$460
1880-CC	6	62 DM	PCGS	Jun-07	E	\$660
1880-CC R78	7	64	PCGS	May-07	H	\$1,093
1880-CC R78	7	64	PCGS	Jun-07	H	\$1,035
1880-CC R78	7	64	ANACS	Jul-07	E	\$709
1880-CC R78	7	62	ANACS	Jun-07	E	\$810
1880-CC	8	65	PCGS	May-07	E	\$1,331
1880-CC	8	63	NGC GSA	Jul-07	E	\$490
1880-CC	10	64 DM	PCGS	May-07	H	\$2,070
1880-O	1	63	ANACS	Jun-07	H	\$75
1880-O	1	62	ANACS	Jun-07	H	\$127
1880-O	1A (48)	55	ANACS	Jul-07	TT	\$101

date	VAM	grade	service	date sold	venue	price
1880-O	1A (48)	55	ANACS	Jun-07	TT	\$89
1880-O	1A (48)	55	ANACS	Jun-07	MF	\$69
1880-O	1A (48)	53	raw	Jul-07	E	\$169
1880-O	1A (48)	50	NGC	Jun-07	TT	\$73
1880-O	1A (48)	12	PCGS	Jul-07	TT	\$35
1880-O	4	64	NGC	Jun-07	MF	\$1,719
1880-O	4	64	PCGS	Jul-07	E	\$1,685
1880-O	4	63	ANACS	Jun-07	MF	\$863
1880-O	4	63	PCGS	Apr-07	PP	\$610
1880-O	4	63	PCI	Jul-07	E	\$285
1880-O	4	62 DM	ANACS	May-07	TT	\$784
1880-O	4	62	ANACS	Jul-07	TT	\$157
1880-O	4	61	ANACS	Jun-07	H	\$150
1880-O	4	60	ANACS	Jul-07	TT	\$112
1880-O	4	58	PCGS	Jul-07	E	\$151
1880-O	4	58	PCGS	Jul-07	E	\$99
1880-O	4	58	PCGS	Jul-07	E	\$96
1880-O	4	58	ANACS	Jun-07	E	\$61
1880-O	4	55	ANACS	Jul-07	E	\$80
1880-O	4	55	ANACS	Jul-07	E	\$56
1880-O	4	53	raw	May-07	E	\$25
1880-O	4	50	SEGS	Jul-07	E	\$51
1880-O	4	50	SEGS	Jul-07	E	\$26
1880-O	4	35	PCGS	Jul-07	TT	\$63
1880-O	5	55	ANACS	Jun-07	MF	\$86
1880-O	5	55	ANACS	May-07	H	\$54
1880-O	5	50	ANACS	Jul-07	E	\$103
1880-O	5	50	ANACS	Jul-07	PP	\$65
1880-O	6	55	ANACS	Jun-07	MF	\$127
1880-O	6A	63	ANACS	Jul-07	PP	\$800
1880-O	6A	62	ANACS	Jun-07	MF	\$173
1880-O	6A	61	PCGS	Jun-07	H	\$150
1880-O	6A	61	NGC	May-07	E	\$129
1880-O	6A	53	NGC	Jun-07	E	\$56
1880-O	6C	55	NGC	Jun-07	MF	\$184
1880-O	7	58	ANACS	Jun-07	H	\$31
1880-O	38	63	ANACS	Jun-07	TT	\$213
1880-O	43	53	NGC	Jun-07	MF	\$173
1880-O	49	50	raw	Jul-07	E	\$67
1880-S	8	67	NGC	Jun-07	H	\$1,495
1880-S	8	67	NGC	Jun-07	H	\$1,025
1880-S	8	66	NGC	Jul-07	TT	\$504
1880-S	8	65	NGC	Jul-07	TT	\$336
1880-S	8	65	NGC	Jun-07	TT	\$269
1880-S	8	65	PCGS	May-07	E	\$233
1880-S	8	65	NGC	Jun-07	E	\$224
1880-S	8	65	ANACS	Jun-07	H	\$219
1880-S	8	64	PCGS	May-07	E	\$190
1880-S	8	64	PCGS	Jul-07	E	\$148
1880-S	8	64	PCGS	May-07	E	\$144
1880-S	8	64	ANACS	Jun-07	E	\$104
1880-S	8	64	ANACS	Jun-07	E	\$70



# Recent VAM sales prices . . .

(continued from page 47)

date	VAM	grade	service	date sold	venue	price
1880-S	8	63 DM	ANACS	Jun-07	MF	\$173
1880-S	8	63 DM	ANACS	Jul-07	E	\$158
1880-S	8	62 PL	ANACS	Jul-07	E	\$96
1880-S	8	62 PL	ANACS	Jul-07	E	\$75
1880-S	9	64 PL	ANACS	Jul-07	E	\$172
1880-S	9	64 PL	SEGS	Jul-07	E	\$92
1880-S	9	64	PCGS	May-07	TT	\$403
1880-S	9	64	PCGS	Jun-07	E	\$91
1880-S	9	63 DM	NGC	Jun-07	MF	\$173
1880-S	9	62 DM	ANACS	Jun-07	H	\$109
1880-S	10	66	PCGS	Jul-07	TT	\$756
1880-S	10	66	NGC	Jun-07	MF	\$690
1880-S	10	65	PCGS	Jun-07	MF	\$518
1880-S	10	64	ANACS	Jun-07	VQ	\$208
1880-S	10	63	PCGS	Jun-07	E	\$219
1880-S	11	67	PCGS	May-07	H	\$2,185
1880-S	11	66	NGC	Jul-07	TT	\$504
1880-S	11	66	NGC	May-07	E	\$501
1880-S	11	66	PCGS	May-07	E	\$462
1880-S	11	65 DM	PCGS	Jun-07	E	\$1,447
1880-S	11	65 DM	PCGS	May-07	TT	\$1,176
1880-S	11	65 PL	NGC	Jul-07	TT	\$269
1880-S	11	65	PCGS	May-07	E	\$354
1880-S	11	65	NGC	Jun-07	TT	\$314
1880-S	11	65	PCGS	Jul-07	E	\$299
1880-S	11	65	NGC	Jul-07	TT	\$269
1880-S	11	65	PCGS	Jun-07	E	\$248
1880-S	11	65	NGC	Jul-07	TT	\$235
1880-S	11	64 DM	ANACS	Jul-07	TT	\$291
1880-S	11	64	PCGS	Jul-07	TT	\$202
1880-S	11	64	PCGS	Jul-07	E	\$139
1880-S	11	64	PCGS	Jun-07	E	\$135
1880-S	11	64	PCGS	Jul-07	E	\$116
1880-S	11	64	PCGS	May-07	E	\$110
1880-S	11	64	ANACS	Jul-07	E	\$92
1880-S	11	64	ANACS	Jun-07	H	\$71
1880-S	11	64	ANACS	Jul-07	E	\$58
1880-S	11	63 DM	PCGS	Jun-07	E	\$203
1880-S	11	63	ANACS	Jun-07	E	\$104
1880-S	11	63	NGC	Jun-07	E	\$96
1880-S	11	63	ANACS	Jun-07	E	\$85
1880-S	11	63	ANACS	Jul-07	CS	\$75
1880-S	11	62	PCGS	May-07	E	\$103
1880-S	11	61 PL	NGC	Jul-07	E	\$78
1880-S	11	55	ANACS	Jul-07	E	\$19
1880-S	12	64	PCGS	Jun-07	VQ	\$113
1880-S	18	63 DM	ANACS	Jun-07	H	\$92
1880-S	41	64	ANACS	May-07	E	\$45
1880-S	46	63	NGC	Jun-07	VQ	\$46

date	VAM	grade	service	date sold	venue	price
1880-S	49	65 DM	ANACS	Jul-07	E	\$325
1881-CC	1	65	NGC	May-07	E	\$675
1881-CC	2	65	NGC	May-07	H	\$920
1881-CC	2	64	NGC GSA	Jul-07	E	\$490
1881-O	18	45	raw	May-07	E	\$22
1882-CC	2C	61	PCI	May-07	E	\$118
1882-CC	3B	63	PCI	May-07	E	\$185
1882-CC	5	45	ANACS	May-07	H	\$81
1882-O/S	3	61	ANACS	May-07	TT	\$258
1882-O/S	3	61	PCGS	Jun-07	E	\$248
1882-O/S	3	58	ANACS	Jun-07	MF	\$58
1882-O/S	3	55	raw	Jul-07	E	\$75
1882-O/S	3	55	ANACS	Jul-07	E	\$73
1882-O/S	3	55	NGC	May-07	E	\$71
1882-O/S	3	55	NGC	Jun-07	MF	\$58
1882-O/S	3	53	ANACS	Jun-07	H	\$57
1882-O/S	3	50	ANACS	Jun-07	H	\$66
1882-O/S	3	50	ANACS	Jun-07	E	\$53
1882-O/S	3 EDS	45	ANACS	Jun-07	MF	\$75
1882-O/S	4	64	NGC	May-07	H	\$1,750
1882-O/S	4	63	NGC	May-07	H	\$575
1882-O/S	4	62	ANACS	Jun-07	TT	\$213
1882-O/S	4	58	ANACS	Jul-07	TT	\$83
1882-O/S	4	58	ANACS	Jun-07	MF	\$58
1882-O/S	4	55	ANACS	Jun-07	H	\$66
1882-O/S	4	53	ANACS	May-07	H	\$59
1882-O/S	4	53	SEGS	May-07	E	\$38
1882-O/S	4	40	raw	Jul-07	E	\$22
1882-O/S	5	62	ANACS	Jul-07	E	\$250
1882-O/S	5	60	ANACS	Jun-07	H	\$150
1882-O/S	5	58	ANACS	Jun-07	MF	\$58
1882-O/S	5	53	PCGS	Jul-07	E	\$63
1882-O/S	5 EDS	55	ANACS	Jun-07	MF	\$144
1882-O	7	64	NGC	Jul-07	TT	\$280
1882-O	7	63	PCGS	May-07	PP	\$225
1882-O	7	63	PCGS	Jun-07	MF	\$173
1882-O	7	63	NGC	Jul-07	H	\$60
1882-O	7	63	NGC	Jul-07	H	\$60
1882-O	7	63	ANACS	Jun-07	E	\$45
1882-O	7	62	NGC	Jul-07	H	\$81
1882-O	7	62	ANACS	Jul-07	E	\$56
1882-O	7	61	ANACS	Jul-07	TT	\$63
1882-O	7	61	NGC	May-07	H	\$39
1882-S	19	64	NGC	Jul-07	E	\$60
1883-	10	63	PCGS	Jun-07	MF	\$1,409
1883-	10	40	PCGS	May-07	PP	\$375
1883-	13	61	ANACS	Jun-07	E	\$55
1883-CC	3	65	ANACS	Jun-07	TT	\$269
1883-CC	3	60	NGC	Jul-07	E	\$195
1883-CC	4	64	NGC GSA	Jul-07	E	\$212
1883-CC	4	45	ANACS	May-07	H	\$92

# Recent VAM sales prices . . .

(continued from page 49)

date	VAM	grade	service	date sold	venue	price
1883-O	1F	64	PCGS	Jun-07	E	\$81
1883-O	4	64	ANACS	Jun-07	MF	\$58
1883-O	4	63 DM	PCGS	Jun-07	MF	\$144
1883-O	4	63	NGC	Jul-07	E	\$34
1883-O	4	62	ANACS	Jul-07	E	\$51
1883-O	4	61 DM	ANACS	Jul-07	TT	\$123
1883-O	4	61	ANACS	Jul-07	PP	\$28
1883-O	4	61	ANACS	Jul-07	E	\$28
1883-O	6	63	ANACS	Jul-07	TT	\$44
1883-O	8	61	raw	May-07	E	\$16
1883-O	21A	64	SEGS	Jul-07	E	\$101
1883-O	22A	64	PCGS	May-07	E	\$220
1883-O	36A	64	ANACS	Jul-07	TT	\$179
1883-O	36A	64	NGC	Jun-07	VQ	\$141
1883-O	36A	63	ANACS	Jul-07	PP	\$180
1883-O	36A	63	ANACS	Jul-07	TT	\$146
1884-	2A	61	PCGS	May-07	TT	\$123
1884-	3	62 PL	ANACS	Jul-07	E	\$113
1884-	3	61	ANACS	Jun-07	MF	\$81
1884-	4	64	ANACS	Jun-07	MF	\$201
1884-	4	63	ANACS	Jun-07	E	\$240
1884-	4	45	raw	May-07	E	\$25
1884-	10	64	PCI	May-07	E	\$26
1884-CC	4A	40	ANACS	May-07	H	\$86
1884-CC	5	62	ANACS	Jun-07	H	\$161
1884-CC	6	64	GSA	May-07	E	\$183
1884-CC	7	66	PCGS	May-07	H	\$638
1884-O	4	63	NGC	Jun-07	VQ	\$39
1884-O	5C	64	NGC	Jul-07	E	\$66
1884-O	6	65 DM	NGC	Jun-07	TT	\$616
1884-O	6	63 DM	NGC	Jul-07	TT	\$134
1884-O	6	63 DM	ANACS	May-07	H	\$127
1884-O	6	63	raw	May-07	E	\$68
1884-O	7	61	ANACS	Jul-07	E	\$23
1884-O	10	65	NGC	Jun-07	H	\$161
1884-O	10	64	ANACS	Jul-07	TT	\$83
1884-O	10	62 PL	ANACS	Jul-07	E	\$68
1884-O	14	63	ANACS	Jul-07	TT	\$44
1884-O	35	64	ANACS	Jun-07	E	\$163
1884-O	39	64 DM	PCGS	Jul-07	E	\$236
1885-	1A	65	PCGS	Jul-07	TT	\$358
1885-	1A	65	PCGS	Jun-07	E	\$240
1885-	1A	64	PCGS	Jun-07	E	\$128
1885-	1A	64	PCGS	Jun-07	E	\$108
1885-	1A	63	PCGS	Jun-07	E	\$88
1885-	1A	63	PCGS	Jul-07	E	\$46
1885-	1A	62	PCGS	May-07	PP	\$125
1885-	1A	62	PCGS	Jul-07	E	\$38
1885-	4A	63	ANACS	Jul-07	PP	\$400

date	VAM	grade	service	date sold	venue	price
1885-	7	65	NGC	Jun-07	VQ	\$135
1885-	8 (22)	63	ANACS	May-07	TT	\$700
1885-	22	58	PCGS	May-07	TT	\$358
1885-CC	3	63	NGC GSA	Jul-07	E	\$570
1885-CC	3	63	PCGS	May-07	E	\$560
1885-CC	4	65	PCGS	May-07	H	\$1,150
1885-O	8	64	NTC	Jul-07	E	\$34
1885-O	10	63	ANACS	Jul-07	E	\$31
1885-S	2A	58	NGC	Jun-07	E	\$158
1885-S	4	65	PCGS	May-07	H	\$1,265
1885-S	6	64	ANACS	Jun-07	MF	\$863
1885-S	6	62	ANACS	Jun-07	H	\$196
1886-	1	64	ANACS	Jul-07	E	\$31
1886-	1	61 DM	ANACS	Jun-07	H	\$54
1886-	1A	66	NGC	Jun-07	MF	\$299
1886-	1A	65	PCGS	Jun-07	E	\$188
1886-	1A	64	PCGS	May-07	PP	\$155
1886-	1A	64	PCGS	Jul-07	E	\$84
1886-	1A	64	NGC	Jun-07	H	\$81
1886-	1A	58	ANACS	Jul-07	E	\$18
1886-	1B	64	NGC	Jun-07	MF	\$98
1886-	1C	62	PCGS	Jun-07	TT	\$101
1886-	1C	62	ANACS	Jul-07	PP	\$80
1886-	17	65	ANACS	Jun-07	MF	\$288
1886-	17	64	PCGS	Jun-07	E	\$108
1886-	17	64	ANACS	Jul-07	TT	\$90
1886-	17	64	ANACS	May-07	TT	\$73
1886-	21	64	PCGS	Jun-07	E	\$89
1886-O	1A	63 PL	NNC	Jul-07	E	\$412
1886-O	1A	60	NGC	May-07	TT	\$616
1886-O	1A	58	ANACS	Jun-07	TT	\$336
1886-O	1A	55	ANACS	Jun-07	E	\$127
1886-O	1A	53	ANACS	Jun-07	PP	\$700
1886-O	1A	53	ANACS	May-07	TT	\$190
1886-O	1A	53	ANACS	Jun-07	MF	\$173
1886-O	1A	45	NGC	May-07	E	\$74
1886-O	1A	45	ANACS	Jun-07	E	\$67
1886-O	1A	15	ANACS	May-07	E	\$41
1886-O	7	50	raw	Jun-07	MF	\$288
1886-S	1A	64	PCGS	May-07	H	\$598
1886-S	2	64 PL	NGC	Jun-07	H	\$805
1886-S	2	64	PCGS	May-07	E	\$730
1886-S	2	63 PL	PCGS	Jul-07	H	\$805
1886-S	2	62	ANACS	Jul-07	TT	\$246
1886-S	2	62	ANACS	May-07	E	\$238
1886-S	2	62	ANACS	Jun-07	MF	\$207
1887-	1	61	ANACS	Jul-07	PP	\$24
1887-	1	61	ANACS	Jul-07	E	\$20
1887-	1A	53	raw	Jul-07	E	\$661
1887-	1A	50	PCGS	Jun-07	MF	\$891
1887-	1A	40	NGC	May-07	E	\$431



# Recent VAM sales prices . . .

(continued from page 51)

date	VAM	grade	service	date sold	venue	price
1887-	1A	25	NGC	May-07	E	\$255
1887-	1B	40 cl	raw	May-07	E	\$1,302
1887-	1D	65	PCGS	May-07	E	\$114
1887/6-	2	65 PL	NGC	Jun-07	TT	\$3,584
1887/6-	2	65	NGC	Jul-07	TT	\$3,024
1887/6-	2	65	NGC	Jul-07	TT	\$2,464
1887/6-	2	64 PL	NGC	Jul-07	TT	\$1,344
1887/6-	2	64 PL	NGC	May-07	E	\$1,200
1887/6-	2	64 PL	NGC	Jul-07	TT	\$1,008
1887/6-	2	64	NGC	Jul-07	TT	\$896
1887/6-	2	63 PL	NGC	Jul-07	TT	\$728
1887/6-	2	63 PL	NGC	Jul-07	TT	\$672
1887/6-	2	63 PL	PCGS	May-07	H	\$633
1887/6-	2	63 PL	NGC	Jun-07	MF	\$357
1887/6-	2	63	NGC	Jul-07	TT	\$532
1887/6-	2	63	NGC	Jul-07	E	\$476
1887/6-	2	63	PCI	May-07	E	\$256
1887/6-	2	62	PCGS	Jul-07	E	\$365
1887/6-	2	58	PCGS	Jun-07	TT	\$190
1887-	3A	62	ANACS	Jul-07	E	\$130
1887-	5	65	NGC	Jun-07	MF	\$339
1887-	5	65	NGC	Jun-07	MF	\$259
1887-	5	64	ANACS	Jul-07	TT	\$106
1887-	5	63	ANACS	Jun-07	E	\$120
1887-	5	63	ANACS	May-07	E	\$50
1887-	5	62	PCGS	Jul-07	TT	\$213
1887-	5	62	NGC	Jul-07	TT	\$101
1887-	10	62	ANACS	Jun-07	VQ	\$34
1887-	12	67	PCGS	Jun-07	E	\$2,944
1887-	12	67	PCGS	May-07	H	\$1,840
1887-	12	66	PCGS	Jul-07	TT	\$504
1887-	12	65	NGC	Jul-07	TT	\$190
1887-	12	65	NGC	Jul-07	E	\$173
1887-	12	65	PCGS	Jun-07	E	\$169
1887-	12	65	NGC	May-07	E	\$139
1887-	12	65	NGC	May-07	TT	\$134
1887-	12	65	NGC	Jun-07	MF	\$127
1887-	12	64 DM	ANACS	Jun-07	MF	\$431
1887-	12	64	NGC	Jul-07	TT	\$168
1887-	12	64	NGC	May-07	H	\$161
1887-	12	64	PCGS	Jun-07	TT	\$134
1887-	12	64	PCGS	Jun-07	TT	\$134
1887-	12	64	ANACS	Jul-07	H	\$86
1887-	12	64	NGC	Jul-07	E	\$82
1887-	12	64	NGC	May-07	TT	\$73
1887-	12	64	NGC	Jun-07	E	\$72
1887-	12	64	NGC	May-07	E	\$41
1887-	12	63	NGC	Jun-07	TT	\$101
1887-	12	63	PCGS	Jun-07	TT	\$95

date	VAM	grade	service	date sold	venue	price
1887-	12	63	PCGS	Jul-07	TT	\$90
1887-	12	63	PCGS	Jul-07	TT	\$90
1887-	12	63	PCGS	May-07	TT	\$90
1887-	12	63	ANACS	Jul-07	H	\$60
1887-	12	63	ANACS	Jun-07	E	\$51
1887-	12	62	PCGS	Jun-07	TT	\$95
1887-	12	62	NGC	Jul-07	TT	\$95
1887-	12	62	PCGS	Jul-07	TT	\$78
1887-	12	62	ANACS	Jul-07	H	\$75
1887-	12	62	ANACS	May-07	E	\$36
1887-	12A	63	ANACS	Jul-07	E	\$100
1887-	13	63	ANACS	May-07	E	\$59
1887-	14	63	ANACS	Jul-07	E	\$31
1887/6-O	3	62	PCGS	May-07	H	\$1,150
1887/6-O	3	62	PCGS	Jun-07	E	\$962
1887/6-O	3	58	NGC	Jul-07	H	\$299
1887/6-O	3	55	ANACS	Jul-07	H	\$219
1887/6-O	3	45	PCGS	Jul-07	CS	\$100
1887-O	2	63	raw	Jul-07	E	\$108
1887-O	2	62	ANACS	Jun-07	MF	\$92
1887-O	2	61 PL	NGC	Jun-07	MF	\$109
1887-O	2	55	ANACS	May-07	TT	\$53
1887-O	5	63	NGC	Jun-07	TT	\$157
1887-O	5	60	ANACS	Jun-07	MF	\$86
1887-O	5	55	PCGS	May-07	PP	\$100
1887-O	5	45	ANACS	May-07	TT	\$73
1887-O	5	45	PCGS	Jun-07	E	\$58
1887-O	6	61	ANACS	Jun-07	H	\$42
1887-O	14	62	ANACS	Jun-07	H	\$60
1887-O	20	61	ANACS	Jun-07	H	\$42
1887-O	21	62	ANACS	Jun-07	H	\$48
1887-O	22A	61	PCGS	Jun-07	MF	\$403
1887-O	22A	25	raw	Jul-07	E	\$12
1887-O	22B	62	ANACS	Jun-07	MF	\$403
1887-S	2	65	NGC	Jun-07	E	\$1,925
1887-S	2	64	ANACS	Jul-07	H	\$432
1887-S	2	62	ANACS	Jun-07	H	\$161
1887-S	2	58	NGC	Jul-07	E	\$74
1888-	7	63	ANACS	Jun-07	pp	\$125
1888-	7	50	ANACS	Jul-07	E	\$16
1888-	8	45	raw	May-07	E	\$21
1888-	11	64	ANACS	Jun-07	pp	\$250
1888-	11	63	ANACS	May-07	H	\$98
1888-	11	63	PCGS	Jul-07	E	\$94
1888-	11	63	NGC	May-07	E	\$75
1888-	11	63	ANACS	May-07	H	\$59
1888-	11	63	NGC	Jul-07	E	\$29
1888-	11	62	ANACS	Jun-07	TT	\$123
1888-	11	62	ANACS	Jul-07	H	\$45
1888-	11	62	ANACS	Jun-07	E	\$41
1888-	11A	64	ANACS	Jun-07	VQ	\$113

# Recent VAM sales prices . . .

(continued from page 53)

date	VAM	grade	service	date sold	venue	price
1888-	11A	63	NGC	Jul-07	E	\$82
1888-	11A	62	ANACS	Jul-07	E	\$130
1888-	12A	62	ANACS	Jul-07	E	\$200
1888-	12A	40	ANACS	Jul-07	E	\$16
1888-	18	64	PCGS	Jul-07	TT	\$213
1888-	18	63	NGC	Jul-07	TT	\$168
1888-	18	62	ANACS	Jul-07	E	\$78
1888-	18	62	ANACS	Jul-07	E	\$45
1888-O	1A	64	PCGS	Jun-07	MF	\$1,438
1888-O	1A	64	ANACS	Jul-07	E	\$1,300
1888-O	1A	63	PCGS	May-07	E	\$357
1888-O	1A	62	raw	Jun-07	MF	\$127
1888-O	1A	60	PCGS	Jul-07	E	\$103
1888-O	1B	63	SEGS	Jun-07	MF	\$5,175
1888-O	1B	62	PCGS	May-07	PP	\$5,800
1888-O	1B	62	raw	May-07	CS	\$3,200
1888-O	1B	61	PCGS	May-07	CS	\$3,200
1888-O	1B2 EDS	63	ANACS	May-07	TT	\$358
1888-O	1B2 EDS	61	PCGS	Jun-07	E	\$449
1888-O	2	50	NGC	May-07	H	\$66
1888-O	4	55	ANACS	Jun-07	MF	\$1,725
1888-O	4	53	PCGS	Jun-07	E	\$2,400
1888-O	4	53	ANACS	Jul-07	E	\$1,000
1888-O	4	50	NGC	Jun-07	H	\$805
1888-O	4	45	PCGS	Jun-07	E	\$510
1888-O	4	45	PCGS	Jul-07	TT	\$504
1888-O	4	40	PCGS	May-07	TT	\$403
1888-O	4	30	PCGS	May-07	E	\$233
1888-O	4	30	PCGS	Jun-07	E	\$203
1888-O	4	25	PCGS	May-07	E	\$280
1888-O	4	25	NGC	May-07	E	\$165
1888-O	4	25	ANACS	May-07	TT	\$134
1888-O	4	12	PCGS	Jun-07	E	\$155
1888-O	4	12	ANACS	Jun-07	E	\$51
1888-O	4	10	raw	May-07	E	\$56
1888-O	4	8	ANACS	Jul-07	E	\$62
1888-O	4	6	raw	Jun-07	E	\$44
1888-O	4	3	PCGS	May-07	TT	\$63
1888-O	6	45	raw	Jun-07	MF	\$63
1888-O	6	40	ANACS	Jun-07	MF	\$29
1888-O	9	64	PCGS	Jun-07	MF	\$196
1888-O	9	64	PCGS	Jun-07	TT	\$83
1888-O	9	63 PL	NGC	Jun-07	MF	\$138
1888-O	9	63	PCGS	Jul-07	TT	\$123
1888-O	9	63	ANACS	Jul-07	H	\$104
1888-O	9	63	PCGS	Jun-07	H	\$69
1888-O	9	62	PCGS	Jun-07	H	\$70
1888-O	9	61	ANACS	Jul-07	TT	\$73
1888-O	9	58	PCGS	Jun-07	E	\$34

date	VAM	grade	service	date sold	venue	price
1888-O	17	45	PCGS	Jun-07	E	\$80
1888-O	17	45	ANACS	Jun-07	MF	\$29
1888-O	18	55	ANACS	Jun-07	MF	\$98
1888-O	18	45	PCGS	Jul-07	PP	\$250
1888-O	21	50	ANACS	Jun-07	MF	\$92
1888-O	24	12	ANACS	Jun-07	MF	\$86
1888-O	oval	55	raw	Jul-07	E	\$30
1888-O	oval	53	raw	Jun-07	E	\$21
1888-O	oval	53	raw	Jul-07	E	\$17
1888-O	oval	35	raw	Jul-07	E	\$22
1889-	5A	64	raw	May-07	E	\$105
1889-	14	62	ANACS	Jun-07	VQ	\$28
1889-	16	64	ANACS	Jul-07	TT	\$134
1889-	16	55	ANACS	Jun-07	E	\$19
1889-	18	62	PCGS	Jun-07	PP	\$125
1889-	18	58	ANACS	Jun-07	E	\$17
1889-	19A	64	NGC	Jun-07	MF	\$357
1889-	21	55	ANACS	Jun-07	E	\$17
1889-	22	64	PCGS	Jun-07	MF	\$460
1889-	22	62	PCGS	May-07	TT	\$134
1889-	22	58	NGC	Jun-07	TT	\$53
1889-	22	55	ANACS	Jul-07	E	\$76
1889-	22	55	ANACS	Jul-07	E	\$37
1889-	30	50	ANACS	Jun-07	E	\$19
1889-	37	62	ANACS	Jul-07	TT	\$73
1889-O	1A	45	PCGS	May-07	PP	\$825
1889-O	1A	45	PCGS	Jun-07	MF	\$431
1889-O	1A LDS	45	SEGS	Jun-07	MF	\$1,265
1889-O	1D	63	NGC	Jun-07	E	\$145
1889-O	2	45	raw	Jun-07	E	\$30
1889-O	6	63	NGC	Jun-07	MF	\$259
1889-O	6	53	ANACS	Jul-07	E	\$52
1889-O	13B	8	ANACS	Jun-07	E	\$50
1889-O	50	50	NGC	Jun-07	MF	\$86
1890-	1	63	ANACS	Jun-07	H	\$84
1890-	1	63	ANACS	Jun-07	E	\$61
1890-	10	62 DM	ANACS	Jun-07	VQ	\$73
1890-	15A	58	ANACS	Jun-07	E	\$355
1890-CC	3	63 DM	PCGS	May-07	H	\$1,380
1890-CC	4	63	PCGS	Jun-07	E	\$3,150
1890-CC	4	63	PCGS	Jun-07	H	\$2,990
1890-CC	4	63	PCGS	May-07	H	\$2,990
1890-CC	4	62	PCGS	May-07	H	\$2,300
1890-CC	4	62	PCGS	May-07	H	\$2,185
1890-CC	4	58	ANACS	May-07	E	\$875
1890-CC	4	50	ANACS	Jun-07	MF	\$690
1890-CC	4	45	ANACS	Jun-07	H	\$322
1890-CC	4	35	ANACS	Jun-07	E	\$200
1890-CC	4	8	NGC	Jul-07	E	\$141
1890-CC	5	20	ANACS	May-07	H	\$196
1890-O	10	63	PCGS	Jun-07	MF	\$173



# Recent VAM sales prices . . .

(continued from page 55)

date	VAM	grade	service	date sold	venue	price
1890-O	10	63	PCGS	Jun-07	PP	\$150
1891-	2	64 DM	ANACS	Jun-07	MF	\$5,175
1891-	2	63	NGC	Jul-07	TT	\$179
1891-	2	62	NGC	Jul-07	E	\$213
1891-	2	62	NGC	Jul-07	TT	\$146
1891-	2	62	NGC	Jun-07	TT	\$123
1891-	2	62	ANACS	Jul-07	TT	\$101
1891-	2	62	raw	Jul-07	E	\$20
1891-	2	61	ICG	Jun-07	E	\$76
1891-	2	61	ANACS	Jun-07	TT	\$58
1891-	2	61	ANACS	Jun-07	E	\$55
1891-	2	50	ANACS	Jul-07	E	\$60
1891-	2	25	raw	Jul-07	E	\$20
1891-	2	25	raw	Jul-07	E	\$14
1891-	2A	55	PCGS	Jun-07	MF	\$1,495
1891-	2A	45	ANACS	May-07	PP	\$750
1891-	2A	45	raw	Jun-07	PP	\$450
1891-	2A	25	NGC	May-07	E	\$394
1891-	2B	64	PCGS	Jun-07	MF	\$863
1891-	6	63	PCGS	Jun-07	E	\$180
1891-CC	2	25	ANACS	May-07	H	\$161
1891-CC	3	65	NGC	Jul-07	TT	\$3,360
1891-CC	3	65	ANACS	Jun-07	TT	\$2,688
1891-CC	3	65	ANACS	Jul-07	TT	\$2,296
1891-CC	3	65	ANACS	Jul-07	TT	\$2,184
1891-CC	3	63 DM	PCGS	Jun-07	E	\$1,875
1891-CC	3	63	ANACS	Jun-07	TT	\$504
1891-CC	3	62	NGC GSA	May-07	E	\$1,748
1891-CC	3	62	NGC	Jul-07	TT	\$426
1891-CC	3	62	NGC	Jul-07	H	\$375
1891-CC	3	61	NGC	Jun-07	E	\$379
1891-CC	3	55	NGC	Jul-07	TT	\$224
1891-CC	3	58	ANACS	Jun-07	MF	\$173
1891-CC	3	45	PCGS	Jun-07	H	\$138
1891-CC	3	10	NGC	Jun-07	TT	\$106
1891-CC	3	10	NGC	May-07	TT	\$101
1891-O	1A	58	ANACS	Jun-07	TT	\$190
1891-O	1A	55	ANACS	Jun-07	MF	\$230
1891-O	1A	53	raw	May-07	E	\$103
1891-O	1A	45	PCGS	May-07	PP	\$175
1891-O	1A	45	NGC	Jun-07	TT	\$157
1891-O	1A	35	raw	May-07	E	\$70
1891-O	1A	35	NGC	Jun-07	TT	\$68
1891-O	1A	35	NGC	May-07	E	\$63
1891-O	1A	15	raw	May-07	E	\$23
1891-O	1A	12	NGC	Jun-07	TT	\$68
1891-S	3	55	ANACS	Jun-07	MF	\$46
1891-S	3	50	PCGS	May-07	PP	\$135
1892-	3	64	PCGS	May-07	H	\$748

date	VAM	grade	service	date sold	venue	price
1892-CC	7	45	raw	Jun-07	E	\$465
1892-O	7	62	ANACS	Jun-07	MF	\$155
1892-O	7	58	PCGS	Jun-07	E	\$301
1892-O	7	58	NGC	May-07	E	\$160
1892-O	7	55	NGC	May-07	E	\$100
1892-O	7	50	PCGS	Jun-07	E	\$175
1892-S	2	53	PCI	Jun-07	MF	\$1,035
1892-S	2	45	PCGS	Jun-07	PP	\$1,300
1893-	3	62	PCGS	May-07	H	\$863
1893-	4	53	ANACS	Jun-07	E	\$401
1893-	4	53	ANACS	Jun-07	MF	\$230
1893-	4	50	ANACS	Jul-07	H	\$243
1893-	4	40	ANACS	Jun-07	E	\$257
1895-O	1	8	ANACS	Jun-07	TT	\$224
1895-S	3	63	ANACS	Jun-07	MF	\$4,600
1895-S	3	61	PCGS	May-07	E	\$4,099
1895-S	3	60 PL	ANACS	Jul-07	TT	\$3,248
1895-S	3	20	ANACS	Jun-07	H	\$489
1895-S	4	64 PL	PCGS	Jul-07	PP	\$9,900
1896-	3	63	ANACS	Jul-07	TT	\$41
1896-	4	62 DM	ANACS	Jun-07	MF	\$92
1896-	4	62	PCGS	May-07	TT	\$146
1896-	4	58	PCGS	May-07	TT	\$63
1896-	4	55	NGC	Jun-07	TT	\$47
1896-	12	64	PCGS	Jul-07	TT	\$73
1896-	15	64	NGC	Jun-07	E	\$66
1896-	19	65	ANACS	Jun-07	MF	\$173
1896-	19	62	ANACS	Jul-07	TT	\$58
1896-	20	63	raw	Jun-07	E	\$39
1896-O	4	10	ANACS	May-07	E	\$115
1897-	6A	65	ANACS	Jul-07	TT	\$314
1897-	6A	65	NGC	Jun-07	MF	\$288
1897-	6A	65	NGC	May-07	TT	\$190
1897-	6A	65	NGC	Jun-07	E	\$188
1897-	6A	64	ANACS	Jul-07	TT	\$101
1897-	6A	63	ANACS	Jul-07	TT	\$63
1897-	6A	62	ANACS	Jun-07	E	\$47
1897-	6A	61	PCGS	Jun-07	TT	\$68
1897-	6A	61	PCGS	May-07	TT	\$63
1897-	6A	61	PCGS	Jun-07	E	\$61
1897-	6A	61	NGC	May-07	E	\$43
1897-	6A	60	ANACS	Jun-07	E	\$40
1897-	6A	60	NGC	Jun-07	E	\$24
1897-	6A	60	raw	May-07	E	\$12
1897-	6A	58	PCGS	Jul-07	TT	\$73
1897-	6A	55	ANACS	Jun-07	E	\$24
1897-	8	62	PCGS	Jun-07	TT	\$90
1897-O	4	55	ANACS	May-07	TT	\$112
1898-	2	64	ANACS	Jun-07	H	\$45
1899-	2	55	ANACS	Jul-07	TT	\$190
1899-O	2	64	ANACS	Jun-07	H	\$66

# Recent VAM sales prices . . .

(continued from page 57)

date	VAM	grade	service	date sold	venue	price
1899-O	4	53	NGC	May-07	E	\$150
1899-O	4	45	ANACS	Jun-07	MF	\$69
1899-O	4	10	NGC	Jun-07	TT	\$50
1899-O	5	45	NGC	Jun-07	E	\$154
1899-O	6	58	PCGS	Jul-07	TT	\$246
1899-O	6	55	PCGS	Jun-07	TT	\$202
1899-O	6	53	NGC	Jun-07	E	\$59
1899-O	6	50	NGC	Jun-07	H	\$150
1899-O	6	50	PCGS	Jun-07	MF	\$92
1899-O	6	45	NGC	May-07	H	\$75
1899-O	6	45	ANACS	Jun-07	MF	\$58
1899-O	6	35	ANACS	Jul-07	E	\$47
1899-O	6	25	NGC	Jun-07	TT	\$63
1899-O	6	8	raw	Jul-07	E	\$18
1899-O	7	60	raw	Jul-07	E	\$25
1899-O	31	55	ANACS	Jul-07	H	\$127
1899-O	31	50	ANACS	Jun-07	MF	\$115
1899-O	32	40	ANACS	Jun-07	VQ	\$225
1899-O	32	40	PCGS	Jun-07	TT	\$123
1899-O	32	15	NGC	Jun-07	TT	\$63
1899-O	32	8	ANACS	Jul-07	TT	\$50
1899-O	micro	45	PCGS	Jun-07	E	\$136
1899-S	7	65	PCGS	May-07	H	\$805
1899-S	7	58	ANACS	Jun-07	MF	\$98
1900-	2A (10A)	64	ANACS	Jun-07	VQ	\$129
1900-	11	65	NGC	Jun-07	MF	\$431
1900-	11	58	NGC	Jun-07	TT	\$53
1900-	11	58	NGC	Jun-07	TT	\$47
1900-	11	55	NGC	Jun-07	TT	\$53
1900-	15	65	ANACS	Jul-07	H	\$138
1900-	15	63	PCGS	Jul-07	TT	\$146
1900-	16A	55	ANACS	May-07	E	\$25
1900-	18	58	PCGS	May-07	TT	\$53
1900-	24	65	PCGS	Jun-07	MF	\$288
1900-	24	64	ANACS	Jun-07	MF	\$173
1900-	24	58	ANACS	Jun-07	E	\$21
1900-O	1	63	ANACS	Jun-07	H	\$39
1900-O	5	8	raw	Jun-07	MF	\$155
1900-O/CC	7	50	ANACS	Jun-07	E	\$410
1900-O/CC	7	35	ANACS	Jul-07	E	\$554
1900-O/CC	7A	45	NGC	Jun-07	MF	\$661
1900-O/CC	8	35	raw	Jun-07	E	\$45
1900-O/CC	8A	66	PCGS	May-07	H	\$4,888
1900-O/CC	8A	65	NGC	May-07	H	\$1,783
1900-O/CC	8A	63	PCGS	Jun-07	H	\$604
1900-O/CC	8A	45	ANACS	Jun-07	MF	\$58
1900-O/CC	8B	63	PCGS	Jun-07	E	\$800
1900-O/CC	9	50	ANACS	Jun-07	MF	\$431
1900-O/CC	10A	63	ANACS	Jun-07	MF	\$748

date	VAM	grade	service	date sold	venue	price
1900-O/CC	10A	61	ANACS	Jul-07	E	\$600
1900-O/CC	11	65	PCGS	Jun-07	H	\$2,415
1900-O/CC	11	64	PCGS	Jun-07	H	\$978
1900-O/CC	11	64	PCGS	Jun-07	H	\$978
1900-O/CC	11	63	NGC	May-07	TT	\$613
1900-O/CC	11	63	PCGS	May-07	H	\$546
1900-O/CC	11	63	NGC	May-07	H	\$546
1900-O/CC	11	50	ANACS	Jul-07	TT	\$134
1900-O/CC	12	64	NGC	May-07	H	\$845
1900-O/CC	12	63	ANACS	Jul-07	H	\$575
1900-O	15	65	PCGS	Jun-07	E	\$199
1900-O	15	65	NGC	Jun-07	E	\$118
1900-O	15	63 PL	NGC	Jun-07	TT	\$235
1900-O	15	63 PL	NGC	Jun-07	MF	\$115
1900-O	15	63	ANACS	Jun-07	MF	\$86
1900-O	29A	35	PCGS	Jun-07	E	\$194
1900-O	32	64	ANACS	Jun-07	E	\$39
1901-	3	53	PCGS	Jun-07	E	\$2,950
1901-	3	53	PCGS	May-07	H	\$1,955
1901-	3	50	ANACS	Jun-07	MF	\$1,725
1901-	3	40	PCGS	Jun-07	E	\$1,426
1901-	3	25	ANACS	Jul-07	H	\$460
1901-	3	10	PCGS	May-07	E	\$199
1901-	5	58	PCGS	May-07	H	\$978
1901-	13	45	raw	Jun-07	MF	\$230
1901-O	1A	63	ANACS	Jul-07	E	\$750
1901-O	4	63	ANACS	Jul-07	TT	\$47
1902-	4	62	PCGS	Jun-07	MF	\$805
1902-	4	45	PCGS	May-07	PP	\$200
1902-	5	63	NGC	Jul-07	E	\$70
1902-O	3	12	PCGS	Jun-07	PP	\$900
1902-O	3	8	ANACS	Jun-07	MF	\$288
1903-S	2	53	PCGS	Jun-07	E	\$7,450
1903-S	2	40	PCGS	May-07	H	\$1,840
1903-S	2	40	ANACS	Jun-07	MF	\$1,725
1903-S	2	6	PCGS	May-07	E	\$178
1903-S	2	6	raw	Jun-07	E	\$100
1903-S	2	4	PCGS	Jun-07	E	\$162
1903-S	2	4	PCGS	May-07	TT	\$106
1903-S	2	4	PCGS	Jun-07	E	\$103
1903-S	2	3	raw	Jun-07	MF	\$173
1903-S	2	3	raw	May-07	E	\$49
1904-O	4B	64	raw	Jun-07	MF	\$201
1904-O	4B	63	ANACS	Jul-07	PP	\$250
1904-O	10	64	raw	Jun-07	E	\$61
1904-O	10A	64	PCGS	Jun-07	VQ	\$141
1904-O	15	63	NGC	Jun-07	E	\$33
1904-O	28A	64 PL	ANACS	Jul-07	PP	\$350
1904-O	28A	63	NGC	Jun-07	E	\$57
1921-	1	63	SEGS	Jul-07	E	\$78
1921-	1A	64	ANACS	Jun-07	MF	\$230



# Recent VAM sales prices . . .

(continued from page 59)

date	VAM	grade	service	date sold	venue	price
1921-	1A	64	raw	Jun-07	E	\$20
1921-	1A	63	NGC	Jun-07	E	\$77
1921-	1A	60	raw	May-07	E	\$13
1921-	1E	63	ANACS	Jul-07	TT	\$58
1921-	3A3	58	ANACS	Jun-07	E	\$49
1921-	4	62	ANACS	Jun-07	MF	\$28
1921-	13	63	ANACS	Jun-07	MF	\$40
1921-	13	50	ANACS	Jun-07	E	\$16
1921-	21	61	ANACS	Jun-07	VQ	\$23
1921-	26	58	ANACS	Jun-07	MF	\$29
1921-	27A	58	ANACS	Jun-07	MF	\$29
1921-	28	61	ANACS	Jun-07	MF	\$35
1921-	28	50	ANACS	Jun-07	E	\$13
1921-	29	61	ANACS	Jun-07	MF	\$35
1921-	wide	63	PCGS	Jun-07	E	\$123
1921-D	1A	64	NGC	Jun-07	MF	\$794
1921-D	1A	50	ANACS	Jun-07	E	\$250
1921-D	1B	65	NGC	Jun-07	TT	\$314
1921-D	1B	61	PCGS	May-07	PP	\$175
1921-D	1L	50	ANACS	Jun-07	E	\$13
1921-D	1N	65	PCGS	Jul-07	E	\$511
1921-D	2	55	ANACS	Jun-07	E	\$47
1921-D	8A	40	raw	Jun-07	E	\$13
1921-S	1B6	63	NGC	Jun-07	MF	\$598
1921 Peace	1H	64	NGC	Jul-07	H	\$1,150
1921 Peace	1H	62	PCGS	Jun-07	VQ	\$338
1921 Peace	3	65	PCGS	Jul-07	H	\$2,760
1921 Peace	3	62	ANACS	Jul-07	H	\$299
1922-	1A	65	PCGS	May-07	PP	\$500
1922-	1F	64	PCGS	Jul-07	H	\$5,175
1922-	2A	63	PCGS	Jul-07	H	\$2,530
1922-	2C	62	PCGS	Jul-07	H	\$345
1922-	2C	62	PCGS	Jul-07	H	\$184
1922-	2E	65	PCGS	Jul-07	H	\$1,840
1922-	2F	64	PCGS	Jul-07	H	\$374
1922-	2F	63	raw	May-07	E	\$25
1922-	4	63	PCGS	Jul-07	H	\$489
1922-	5	64	PCGS	Jul-07	H	\$690
1922-	5A	64	PCGS	Jul-07	H	\$3,738
1922-	5A	63	PCGS	May-07	E	\$2,077
1922-	6	64	PCGS	Jul-07	H	\$546
1922-	7	63	PCGS	Jun-07	TT	\$146
1922-	7	63	PCGS	Jul-07	H	\$75
1922-	7	62	PCGS	May-07	TT	\$157
1922-	8	58	PCGS	Jul-07	H	\$138
1922-	12A	64	PCGS	Jul-07	H	\$251
1922-	12A	62	ANACS	Jul-07	H	\$2,501
1922-	12A	55	PCGS	Jul-07	H	\$173
1922-D	3	63	PCGS	Jul-07	H	\$978

date	VAM	grade	service	date sold	venue	price
1922-D	4	63	PCGS	Jul-07	H	\$3,738
1922-D	7	63	PCGS	Jul-07	H	\$1,380
1923-	1A	65	PCGS	Jul-07	H	\$633
1923-	1A	55	raw	May-07	E	\$253
1923-	1B	64	PCGS	Jul-07	H	\$748
1923-	1B	58	raw	May-07	E	\$110
1923-	1C	64	PCGS	Jul-07	H	\$4,888
1923-	1D	63	PCGS	Jul-07	H	\$920
1923-	1E	62	PCGS	Jul-07	H	\$5,750
1923-	1F	65	PCGS	Jul-07	H	\$633
1923-	1F	61	NGC	Jun-07	VQ	\$39
1923-	1o	64	PCGS	Jul-07	H	\$230
1923-	1o	58	raw	May-07	E	\$74
1923-	2	66	PCGS	May-07	PP	\$1,000
1923-	2	64	PCGS	Jul-07	H	\$253
1923-	2	58	ANACS	Jun-07	PP	\$70
1923-	3	65	ANACS	Jul-07	TT	\$224
1923-D	2	63	PCGS	Jul-07	H	\$1,265
1923-S	1C	63	PCGS	Jul-07	H	\$1,265
1923-S	1C	55	ANACS	Jun-07	VQ	\$79
1924-	1	64	PCGS	Jul-07	TT	\$58
1924-	1A	63	PCGS	Jul-07	H	\$633
1924-	2	63	PCGS	Jul-07	H	\$461
1924-	5A	64	PCGS	Jul-07	H	\$920
1925-	1A	66	PCGS	May-07	PP	\$1,000
1925-	1A	64	NGC	Jul-07	H	\$92
1925-	2	64	ANACS	Jun-07	VQ	\$79
1925-	5	66	NGC	Jun-07	PP	\$1,000
1925-	5	65	PCGS	Jul-07	H	\$633
1925-	5	63	ANACS	Jun-07	VQ	\$113
1925-	5	62	raw	May-07	E	\$76
1926-	2	62	PCGS	May-07	TT	\$78
1926-S	4	58	ANACS	Jul-07	E	\$23
1926-S	5	53	PCGS	Jul-07	H	\$81
1927-	2	64	PCGS	Jul-07	H	\$489
1927-D	2	65	PCGS	Jul-07	H	\$4,025
1927-S	3	64	PCGS	Jul-07	H	\$1,380
1928-S	3	64	PCGS	Jul-07	H	\$1,380
1928-S	3	64	PCGS	Jul-07	H	\$2,530
1928-S	4	65	PCGS	Jul-07	H	\$14,375
1928-S	4	64	PCGS	Jul-07	H	\$1,035
1928-S	4	64	PCGS	Jul-07	H	\$1,035
1928-S	4	62	ICG	May-07	TT	\$314
1934-D	3	65	PCGS	Jul-07	H	\$1,725
1934-D	3	65	PCGS	Jul-07	H	\$6,325
1934-D	3	65	NGC	Jul-07	H	\$6,038
1934-D	3	62	ANACS	Jul-07	TT	\$146
1934-S	3	64	PCGS	Jun-07	PP	\$6,000
1934-S	3	64	PCGS	Jul-07	H	\$4,313
1935-S	4	62	PCGS	Jul-07	H	\$489

# A MONSTER 7TF SURFACES

VAM 123 is **the** coin among 1878 7TF varieties. The finest example known to exist was a raw AU – until the Heritage Summer FUN Show Sale in Florida in July.

There in the auction lots, hiding in plain sight as a humble, unattributed common 7TF worth \$140, was a monster VAM 123 in NGC MS63DMPL.



At least two other VAMers noticed the coin, which sent the auction room on an unexpected bidding ride. The result was a final sales price of \$7,475 including commission.

This is the winner's first-hand account of his wild, heart-stopping cherrypick of a lifetime.

**By Larry Galbraith**

In July 2007 I spent three days viewing auction lots at the Summer FUN coin show in West Palm Beach, Florida. Since I lived just 45 minutes away I couldn't pass up the opportunity to make the drive each day.

I decided that rather than working the bourse floor I would concentrate my efforts in the Heritage auction lots viewing room. I went through all of the Morgan dollars in the Signature auction and found some exceptional VAMs. I attended the live auction and bid on my lots, winning a few and losing many others.

The next day I returned to the show, picked up my auction winnings, and then sat down to view the Final Session auction lots. A strongly doubled eyelid on a coin in the first box really caught my attention.

I opened my VAM encyclopedia and began attributing the variety, but was unable to identify it in the big VAM book. I then grabbed my 7TF Attribution Guide by Leroy Van Allen and finally attributed it as an 1878 7TF VAM 123. "Cool, an I-3 R-6 variety," I thought.

Happy to have found an R-6 I knew that I needed more information before deciding how much to bid. I checked my personal VAM sales database and found I had never sold a VAM 123. So I pulled my copy of the *VAMview 2007 Index of Prices Realized* out of my travel bag and checked previous sales records of the VAM 123. It was then that I realized I had stumbled across a rather significant and extremely rare coin.

According to the guide, the most recent sale of a VAM 123 was in May 2006 when an ANACS XF45 traded

for a whopping \$4,000! I honestly could not believe what I was seeing. I was really shocked and I knew that I needed more information.

Out came my laptop and I immediately logged onto the VAMworld website. I clicked on the 1878-P link and then the VAM 123 link. Photos of a known VAM 123 were there, and every PUP matched the coin in my hand. I couldn't believe my eyes.

I began reading the description and current information about the variety at this informative wikispaces-based webpage, only to learn that there is a confirmed population of just 7 coins, the finest of which was the ANACS XF45 that had sold for \$4,000 last year. Here I was sitting with an 1878 7TF VAM 123 in an NGC MS63DMPL! Is this possible? Could I really have found the cherrypick of a lifetime?

I decided a second opinion was in order, so I leaned over to my buddy Dino and asked him to look at the coin. I slid the 7TF attribution guide and my laptop, with the VAMworld webpage still open, over to him.

Although he's a copper expert and has only limited Morgan dollar knowledge, I fully trusted his opinion based on his extensive knowledge of rare proof type, Flying Eagle and Indian Head cent varieties. After a few







moments Dino replied, "Yeah, this coin is a match. What's so special about it?" It was then that I showed him the VAMview price guide and the written population census posted in the VAMworld webpage.

We began speculating on the true value of such an incredible find. Dino had put the value at \$30,000 to \$50,000 based on the current known population. However, knowing the VAM market a little better, I figured the coin was worth \$15,000 to \$25,000.

Two questions were weighing heavily on my mind: "Who else attributed this coin as a VAM 123?", and "How much will I ultimately be willing to pay to pay to own it?"

I logged onto the Heritage website from my laptop and pulled up the auction listing. I could see there were four bidders and eight watchers. That seemed a bit high for a common date and grade coin. I wanted more information, so I tossed a \$350 bid at the coin, keeping in mind that Grey Sheet Ask for a generic 1878 7TF in 63DMPL is only \$140.

The current bid jumped to over \$200. Hmm . . .

I sensed that this would not be the easy mark I had hoped it would be. I decided to place a large proxy bid

(\$2,000) before leaving the show just to see how serious the other bidders were. Knowing I had a few days before the Final Session auction was held in live format, I kept close watch on the bidding progress.

On the morning of the auction I logged onto the Heritage website again and pulled up the auction listing. My \$2,000 maximum bid had been exceeded by two bidding increments! This suggested that at least two other people had also attributed the coin as a VAM 123 – and I was going to have to pay big money if I wanted to win.

To keep all of my bases covered I set a \$7,500 proxy bid (\$8,625 with buyer's premium) a few hours before the lot was to go off. Knowing that the new Heritage Live software system allowed live bidding during the auction, I mentally set my maximum bid at \$8,500, or \$10,000 with the juice.

The auction lot opened and my proxy bid went into action immediately – \$3,000. It only had a short life span, however, as another bid hit at \$3,250 right away. Once again my proxy bid hit . . . and then bam!, it was outbid at \$3,750 . . . then my proxy hit \$4,000 . . . and it was immediately outbid again!

My heart was pounding through my chest. Back and forth went the bidding until finally my proxy bid remained



uncontested at \$6,500. Including the 15% buyer's premium I won the coin at a staggering \$7,475. Now there was only one question on my mind: "Where in the heck was I going to come up with that kind of money?"

After moving some money around and consolidating funds into one checking account I decided to use the new instant check payment feature on the Heritage website. I figured it would be the quickest way to get the coin into my hands. Boy was I ever wrong.

After four days without receiving the "Your Order Has Shipped" e-mail, I called customer service to ask about the delay. It turns out there is a five business day hold on these "instant" electronic checks. It ultimately took two weeks for the coin to arrive.

When it finally did I couldn't open that Express box fast enough! With the coin again in my hands I immediately thought it was a better-than-average MS63DMPL. In my opinion there was also no reason for downgrade or designation change, and there was even

a slim chance of an upgrade. I thought it should cross to PCGS in an instant.

Since there wasn't enough time to send the coin to Leroy Van Allen for a letter of attribution and allow him to digitally image the coin and get it back before the ANA Money Show in Milwaukee, I decided to wait and bring the coin with me to the show.

Upon arrival I submitted it to PCGS for a next-day show crossover. It crossed to MS63DMPL the first try, as I expected. Unfortunately, I was at the show for only a few hours longer, so I didn't get a chance to show the coin around. I did walk it over to John Roberts at the ANACS table, and he was really, really enthusiastic about my find.

Upon my arrival home I boxed up the coin and shipped it to Leroy for imaging. Once it is back I hope to find a collector who appreciates the true value of this finest known specimen and who wants to own it as much as I need to sell it; I'm moving to Las Vegas this month. •



# CHERRYPICKER'S CHALLENGE:

## 1891-S VAM 8A "Gouged Eagle"

By Ash Harrison,  
SSDC President

OK, I received no e-mails or calls that anyone found an 1881-S VAM 54 this quarter. I managed to find only one example that was scratched and cleaned during the period. Obviously it was a super tough challenge.

In addition, I have only heard from one person that found a 1885 VAM 14 Wild Hair, the first quarter challenge. If you don't make a regular habit of looking for super new varieties, you are leaving a very important aspect of your numismatic prowess at home!

This quarter's challenge is the 1891-S VAM 8A gouged eagle. This coin was shown to me by VAMer extraordinaire Crae Morton from Boone, North Carolina, and I can assure you that I began an all-out search beginning that night.

This coin has a die gouge that is about as impressive as the 1888-S VAM 13 "Monster Gouged Eagle" or the 1890-CC VAM 4 "Tail Bar". The image below shows the location of the gouge. It actually traverses nearly half of the reverse.

This scar appears to begin nearly in the center of the eagle's abdomen right between the vertical breast feath-



I predict that 5 to 8 of these coins will surface during the quarter, as in a six-week period I was able to find a circulated example and the MS63 example shown in the pictures in this article.

The gouges are visible in pictures online, so the search will not be limited just to coin show 'picking. They are visible to the naked eye, but of course, you will have to see the reverse of the coin.

If you happen to find any of these coins please notify me, and

ers and the nearly horizontal abdomen feathers. It continues to the left and slightly down, traversing the eagle's right thigh. It disappears into the eagle's bottom wing feather and jumps over to the olive branch leaves. It then jumps to the wreath and disappears right in the center of the wreath.

It is a very interesting phenomenon. The gouge marks are in the recesses, so one would think that the hub was gouged, but that would make an incuse gouge. Since it is raised, my guess is that somehow the die was the culprit; I just don't know how these scratches are limited to the low spots.

let's come up with a great name for this variety that will stick. You may email me at [ash@ashmore.com](mailto:ash@ashmore.com)







## Want to subscribe?

We hope you enjoyed this issue of VAMview and found it both informative and useful in your collecting efforts.

Issues are published four times per year and are distributed only via e-mail as PDF files which you can print out or view on your monitor. To do so, however, you will need to have Acrobat Reader, which can be downloaded for free at: **www.acrobat.com** (the download link is located at the bottom left of the page.)

Subscriptions to VAMview are \$12 per year. Please send payment in the form of checks, money orders or Morgans only (sorry, no credit cards or PayPal).

**Be sure to send us your e-mail address!**

VAMview  
3137 Diablo Ave., Hayward, CA 94545  
vamview@aol.com

